




## Appendix 1: Education, Learning & Attainment Delivery Plan 2018/19 - Year End Progress


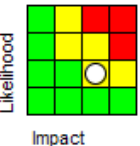
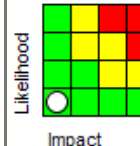
**Draft**

	1. A strong local economy and improved job opportunities
--	--





	Increased employment and training opportunities
--	---

Code	Action	Status	Progress	Due Date	Comment	Latest Note Date	Assigned To
E/1819DP/ ALN	Deliver improvement in attainment, literacy and numeracy		<div><div>100%</div></div>	30-Jun-2019			Sarah Connolly; Shona Crawford; Katherine Forbes; Claire Hubler; Clare Levens; Julie McGrogan; Denise McKinnon; Sharon Smith
E/1819DP/ CAG	Implement broad-ranging school improvement to close the attainment gap		<div><div>100%</div></div>	31-May-2019			David Byars; Susie Byrne; Shona Crawford; Claire Cusick; Katherine Forbes; Jennifer Gilchrist; Linda McAlister; Derek McGlynn; Julie McGrogan
E/1819DP/	Implement the Regenerating Learning Programme		<div><div>100%</div></div>	30-Jun-			Claire Cusick;

























Code	Action	Status	Progress	Due Date	Comment	Latest Note Date	Assigned To
RLP	across West Dunbartonshire			2019			David Jones; Derek McGlynn; Julie McGrogan; Sharon Smith

Code	Departmental Risk	Status	Current Risk Matrix	Date Reviewed	Latest Note	Latest Note Author	Latest Note Date	Target Risk Matrix	Assigned To
SR 002	Failure to implement broad-ranging school improvement to raise attainment and achievement			20-Jun-2019	Update provided to Committee (March 2019) reports of positive impact of interventions on attainment, achievement of targeted groups.	Alan Munro	20 Jun 2019		Julie McGrogan


	Increased skills for life and learning
--	--



Code	Performance Indicator	2016/17	2017/18	2018/19						2019/20	Assigned To
		Value	Value	Value	Target	Status	Long Trend	Short Trend	Note	Target	
CHN12b	Average tariff score SIMD quintile 1	704	668		710				2015/16 Baseline 633 2016/17 704 2017/18 668 2018/19 not available until LGBF update in 2020.  SQA data is released in August followed by the Scottish Government's benchmarking tool, Insight, in mid September at which point the 2018/19 data will be available.	714	Andrew Brown
CHN12c	Average tariff score SIMD quintile 2	858	772		893				2015/16 Baseline 813 2016/17 858 2017/18 787 2018/19 not available until LGBF update in 2020.  SQA data is released in August followed by the Scottish Government's benchmarking tool,	912	Andrew Brown

Code	Performance Indicator	2016/17	2017/18	2018/19						2019/20	Assigned To
		Value	Value	Value	Target	Status	Long Trend	Short Trend	Note	Target	
									Insight, in mid September at which point the 2018/19 data will be available.		
CHN12d	Average tariff score SIMD quintile 3	920	840		950		?	?	2015/16 Baseline 951 2016/17 920 2017/18 840 2018/19 not available until LGBF update in 2020.  SQA data is released in August followed by the Scottish Government's benchmarking tool, Insight, in mid September at which point the 2018/19 data will be available.	967	Andrew Brown
CHN12e	Average tariff score SIMD quintile 4	926	1,108		1,054		?	?	2015/16 Baseline 1,111 2016/17 926 2017/18 1,108 2018/19 not available until LGBF update in 2020.  SQA data is released in August followed by the Scottish Government's benchmarking tool, Insight, in mid September at which point the 2018/19 data will be available.	1,119	Andrew Brown
CHN12f	Average tariff score SIMD quintile 5	1,142	1,183		1,150		?	?	2015/16 Baseline 1,041 2016/17 1,142 2017/18 1,183 2018/19 not available until LGBF update in 2020.  SQA data is released in August followed by the Scottish Government's benchmarking tool, Insight, in mid September at which point the 2018/19 data will be available.	1,157	Andrew Brown
ED/CPP12-13/045	Secondary school attendance rate (S1-S5). Sixth year pupils are not included as they are beyond the	88.8%	88%	88.4%	91%	⚠	⬆	⬆			Andrew Brown

Code	Performance Indicator	2016/17	2017/18	2018/19						2019/20	Assigned To
		Value	Value	Value	Target	Status	Long Trend	Short Trend	Note	Target	
	age of compulsory schooling.										
ED/CPP12-13/182	Primary school attendance rate	94.7%	94.1%	94.4%	95%						Andrew Brown
ED/IN/011	Cases of exclusion per 1,000 school pupils	44	37		40						Andrew Brown
ED/NEW/025	Primary Exclusion (days lost per 1,000 pupils) NEW	19.4	22.6								Derek McGlynn
ED/NEW/027	Secondary Exclusion (days lost per 1,000 pupils) NEW	92.5	72.2								Derek McGlynn
ED/RAA/001	Percentage of educational establishments receiving positive inspection reports	100%	100%	100%	100%					100%	Laura Mason
ED/RAA/003	3+ @ Level 6 (by end S5) [Percentage of pupils passing 3 or more SQA exams at SCQF level 6 or better by the end of S5]										Andrew Brown
ED/RAA/005	1+ @ Level 7 (by end S6) [Percentage of pupils passing 1 or more SQA exams at SCQF level 7 or better by the end of S6]										Andrew Brown
SCHN 19a	School Attendance Rates (per 100 pupils)	91.8%	N/A								
SCHN 19b	School Attendance Rates for Looked After Children (per 100 Looked After Children)	90.89%	N/A								
SCHN 20a	School Exclusion Rates (per 1000 pupils)	44.26									
SCHN 20b	School Exclusion Rates for Looked After Children (per 1000 looked after children)	130.54	N/A								
SCHN 21	Participation Rate for 16-19 year olds (per 100)	88.3%	90.1%								
SCHN01	Cost per primary school pupil £	£5,655.00	£5,581.12								Laura Mason

Code	Performance Indicator	2016/17	2017/18	2018/19						2019/20	Assigned To
		Value	Value	Value	Target	Status	Long Trend	Short Trend	Note	Target	
SCHN02	Cost per secondary school pupil £	£6,700.00	£6,740.76				?	?			Laura Mason
SCHN03	Cost per pre-school place £	£4,877.00	£4,814.29				?	?			Laura Mason
SCHN04	% of pupils gaining 5 + awards at level 5	58%	57%				?	?			Andrew Brown
SCHN05	% of pupils gaining 5+ awards at level 6	31%	29%				?	?			Andrew Brown
SCHN06	% pupils in 20% most deprived areas getting 5+ awards at level 5	47%	48%				?	?			Andrew Brown
SCHN07	% pupils in 20% most deprived areas getting 5+ awards at level 6	23%	20%				?	?			Andrew Brown
SCHN10	% of Adults Satisfied with local schools	89%	88%				?	?			Andrew Brown
SCHN11	Percentage of school leavers in positive and sustained destinations	90.1%	94.2%		92.3%		?	?	2018/19 data available December 2019.	92.4%	Susie Byrne
SCHN12a	Overall Average Total Tariff	823	806.35				?	?			

Code	Action	Status	Progress	Due Date	Comment	Latest Note Date	Assigned To
E/1819DP/EMP	Deliver improvement in employability skills through sustained, positive school-leaver destinations for all young people		<div><div>100%</div></div>	30-Jun-2019			David Byars; Susie Byrne; Susan Gray; David Jones; Julie McGrogan; Sharon Smith

	2. Supported individuals, families and carers living independently and with dignity
	Enhanced life chances

Code	Performance Indicator	2016/17	2017/18	2018/19	2019/20	Assigned To
------	-----------------------	---------	---------	---------	---------	-------------

		Value	Value	Value	Target	Status	Long Trend	Short Trend	Note	Target	
SCHN 18	% of funded Early Years Provision which is graded good or better	85.19%	78.13%								

Code	Action	Status	Progress	Due Date	Comment	Latest Note Date	Assigned To
E/1819DP/ EYA	Deliver the Early Years' Agenda		<div><div>100%</div></div>	31-Mar-2019			Geraldine Lyden; Kathy Morrison
E/1819DP/ PFE	Design and implement programmes of Pupil and Family Engagement		<div><div>100%</div></div>	30-Jun-2019			Shona Crawford; Claire Cusick; David Jones; Julie McGrogan; Jo Scott; Sharon Smith

Code	Departmental Risk	Status	Current Risk Matrix	Date Reviewed	Latest Note	Latest Note Author	Latest Note Date	Target Risk Matrix	Assigned To
SR 009	Failure to deliver the Early Years Agenda			25-Jun-2019	The key risks are delays and delivery of infrastructure, recruiting and developing a committed workforce and ensuring all the ELCC's meet the criteria for the National Standard.	Alan Munro	25 Jun 2019		Kathy Morrison


	Improved wellbeing
--	--------------------


Code	Action	Status	Progress	Due Date	Comment	Latest Note Date	Assigned To
E/1819DP/ HWB	Deliver improvement in children and young people's health and wellbeing		<div><div>100%</div></div>	30-Jun-2019			Shona Crawford; Claire Cusick;

Code	Action	Status	Progress	Due Date	Comment	Latest Note Date	Assigned To
							Claire Hubler; David Jones; Denise McKinnon; Jo Scott




	4. Open, accountable and accessible local government
--	--


	Equity of access for all residents
--	------------------------------------






Code	Action	Status	Progress	Due Date	Comment	Latest Note Date	Assigned To
E/1819DP/ RIC	Implement the School Governance and Regional Collaborative Improvement Structures		<div><div>100%</div></div>	31-Mar-2019			Andrew Brown; Claire Cusick; Laura Mason; Julie McGrogan; Kathy Morrison






	5. Efficient and effective frontline services that improve the everyday lives of residents
--	--




	A continuously improving Council delivering best value
--	--




Code	Action	Status	Progress	Due Date	Comment	Latest Note Date	Assigned To
E/1819RD/ CS	Review and develop benchmarking within Children's Services in line with the Council's benchmarking framework		<div><div>100%</div></div>	31-Mar-2019	Following professional dialogue with children's services staff, this will not be feasible and is no longer planned.	03-Jul-2019	Claire Cusick
E/1819RD/ ED	Review and develop benchmarking within Education Development in line with the Council's benchmarking framework		<div><div>100%</div></div>	31-Mar-2019	New strategies benchmarked against WDC strategic outcomes.	08-May-2019	Julie McGrogan
E/1819RD/ PS	Review and develop benchmarking within Psychology Services in line with the Council's benchmarking framework		<div><div>100%</div></div>	31-Mar-2019	PEP meet regularly with colleagues from other Authorities to benchmark progress and service processes	03-Apr-2019	Shona Crawford





Code	Action	Status	Progress	Due Date	Comment	Latest Note Date	Assigned To
E/1819RD/ WCPDS	Review and develop benchmarking within Workforce/Continuous Professional Development Services in line with the Council's benchmarking framework		<div><div>100%</div></div>	31-Mar-2019	In the next session we will work with fellow West Partnership authorities to scope out what measures we would compare.	28-May-2019	Andrew Brown

Action Status	
	Cancelled
	Overdue; Neglected
	Unassigned; Check Progress
	Not Started; In Progress; Assigned
	Completed

PI Status	
	Alert
	Warning
	OK
	Unknown
	Data Only

Long Term Trends	
	Improving
	No Change
	Getting Worse

Short Term Trends	
	Improving
	No Change
	Getting Worse

Risk Status	
	Alert
	High Risk
	Warning
	OK



	Unknown
---	---------