
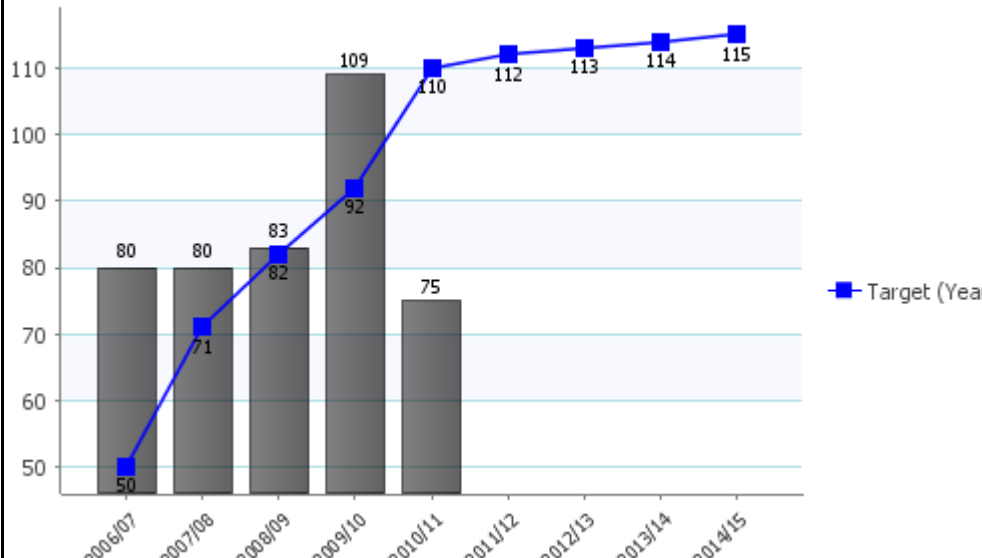





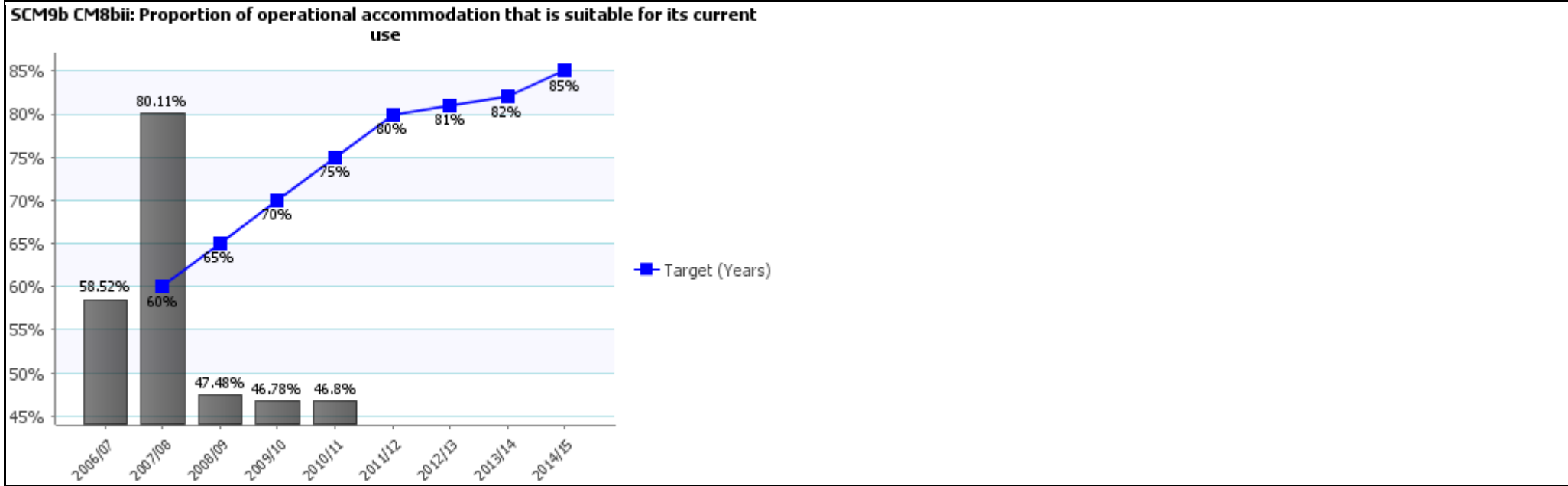


Poorly performing SPIs for 2010/11: Top 2

<p>SCC3b CC3b: Number of visits to/uses of council funded or part funded museums that were in person per 1000 population</p>	<p>Current status</p>																															
<p>SCC3b CC3b: Number of visits to/uses of council funded or part funded museums that were in person per 1000 population</p>  <table border="1"> <caption>Chart Data: Number of visits to/uses of council funded or part funded museums that were in person per 1000 population</caption> <thead> <tr> <th>Year</th> <th>Actual Value</th> <th>Target (Years)</th> </tr> </thead> <tbody> <tr><td>2006/07</td><td>80</td><td>50</td></tr> <tr><td>2007/08</td><td>80</td><td>71</td></tr> <tr><td>2008/09</td><td>83</td><td>82</td></tr> <tr><td>2009/10</td><td>109</td><td>92</td></tr> <tr><td>2010/11</td><td>75</td><td>110</td></tr> <tr><td>2011/12</td><td>-</td><td>112</td></tr> <tr><td>2012/13</td><td>-</td><td>113</td></tr> <tr><td>2013/14</td><td>-</td><td>114</td></tr> <tr><td>2014/15</td><td>-</td><td>115</td></tr> </tbody> </table>			Year	Actual Value	Target (Years)	2006/07	80	50	2007/08	80	71	2008/09	83	82	2009/10	109	92	2010/11	75	110	2011/12	-	112	2012/13	-	113	2013/14	-	114	2014/15	-	115
Year	Actual Value	Target (Years)																														
2006/07	80	50																														
2007/08	80	71																														
2008/09	83	82																														
2009/10	109	92																														
2010/11	75	110																														
2011/12	-	112																														
2012/13	-	113																														
2013/14	-	114																														
2014/15	-	115																														
<table border="1"> <thead> <tr> <th></th> <th>Value</th> </tr> </thead> <tbody> <tr> <td>2008/09</td> <td>83</td> </tr> <tr> <td>2009/10</td> <td>109</td> </tr> <tr> <th></th> <th>Value</th> <th>Target</th> </tr> <tr> <td>2010/11</td> <td>75</td> <td>110</td> </tr> </tbody> </table>		Value	2008/09	83	2009/10	109		Value	Target	2010/11	75	110	<p>Visitor figures to both Denny Tank and Clydebank Museums have been significantly impacted this year. Extreme weather affected November/December figures. In addition both museums have been closed for extended periods this year to allow building and refurbishment works. This has meant that actual visits have been reduced.</p> <p>It is anticipated that the refurbishment of Denny Tank and the extension of Clydebank Museum within the newly refurbished Clydebank Town Hall will result in increased visits in the coming years.</p> <p>In June the Clydebank Museum was assessed by Visit Scotland as part of its Quality Assurance Scheme and achieved 4 Star status putting the museum in the top 12% of museums nationally.</p>																			
	Value																															
2008/09	83																															
2009/10	109																															
	Value	Target																														
2010/11	75	110																														


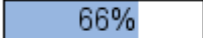
Managed By	Laura Mason	Assigned To	Gill Graham
Linked Actions	Status	Progress Bar	
Expansion of Museums Without Walls weblet		<div style="width: 100%;"><div style="background-color: #4f81bd; height: 10px; width: 100%;"></div>100%</div>	
Review of programming and number of annual exhibitions at museum		<div style="width: 100%;"><div style="background-color: #4f81bd; height: 10px; width: 100%;"></div>100%</div>	
Implement the National and WDC Cultural Strategies		<div style="width: 66%;"><div style="background-color: #4f81bd; height: 10px; width: 66%;"></div>66%</div>	
Implement the National and WDC Cultural Strategies		<div style="width: 0%;"><div style="background-color: #4f81bd; height: 10px; width: 0%;"></div>0%</div>	
Implement the National and WDC Cultural Strategies		<div style="width: 100%;"><div style="background-color: #4f81bd; height: 10px; width: 100%;"></div>100%</div>	

SCM9b CM8bii: Proportion of operational accommodation that is suitable for its current use	Current status	
---	-----------------------	---



Value	
2008/09	47.48%
2009/10	46.78%
Value	Target
2010/11	46.8%
	75%

It is our intention to undertake full condition and suitability surveys on all our operational properties based on the criteria set out in the Asset Management Strategy over the course of 2011/2012. Therefore the figures stated reflect the previous year's values.

Managed By	Craig Jardine	Assigned To	Stuart Gibson
Linked Actions	Status		Progress Bar
Implement Asset Management Plan for Depots			
Prepare and implement Phase 2 office rationalisation plans	