

WEST DUNBARTONSHIRE COUNCIL
CHCP CAPITAL PROGRAMME
OVERALL PROGRAMME SUMMARY

APPENDIX 4

MONTH END DATE **30 June 2014**

PERIOD **3**

Project Status Analysis

Project Life Status Analysis			
Number of Projects at RAG Status	% Projects at RAG Status	Spend to Date £000	% Project Spend at RAG Status

Current Year Project Status Analysis			
Number of Projects at RAG Status	% Projects at RAG Status	Spend to Date £000	% Project Spend at RAG Status

Red
Projects are forecast to be overspent and/or experience material delay to completion

2	40%	295	39%
---	-----	-----	-----

2	40%	2	9%
---	-----	---	----

Amber
Projects are either at risk of being overspent and/or experiencing delay in completion (although this is unquantifiable at present) or the project has any issues that require to be reported at this time

1	20%	22	3%
---	-----	----	----

1	20%	1	5%
---	-----	---	----

Green
Projects are on target both in relation to overall budget and the forecast stages in the project life cycle and no issues are anticipated at this time

2	40%	432	58%
---	-----	-----	-----

2	40%	19	86%
---	-----	----	-----

TOTAL EXPENDITURE

5	100%	749	100%
----------	-------------	------------	-------------

5	100%	22	100%
----------	-------------	-----------	-------------

Project Status Analysis

Project Life Financials			
Budget £000	Spend to Date £000	Forecast Spend £000	Forecast Variance £000

Current Year Financials					
Budget £000	Spend to Date £000	Forecast Spend £000	Forecast Variance £000	Slippage/ Acceleration £000	Over/ (Under) £000

Red
Projects are forecast to be overspent and/or significant delay to completion

22,105	295	22,105	0
--------	-----	--------	---

8,862	2	1,093	(7,769)	(7,769)	0
-------	---	-------	---------	---------	---

Amber
Projects are either at risk of being overspent and/or delay in completion (although this is unquantifiable at present) or the project has any issues that require to be reported at this time

712	22	712	0
-----	----	-----	---

691	1	691	0	0	0
-----	---	-----	---	---	---

Green
Projects are on target both in relation to overall budget and the forecast stages in the project life cycle and no issues are anticipated at this time

1,222	432	1,214	(8)
-------	-----	-------	-----

801	19	801	0	0	0
-----	----	-----	---	---	---

TOTAL EXPENDITURE

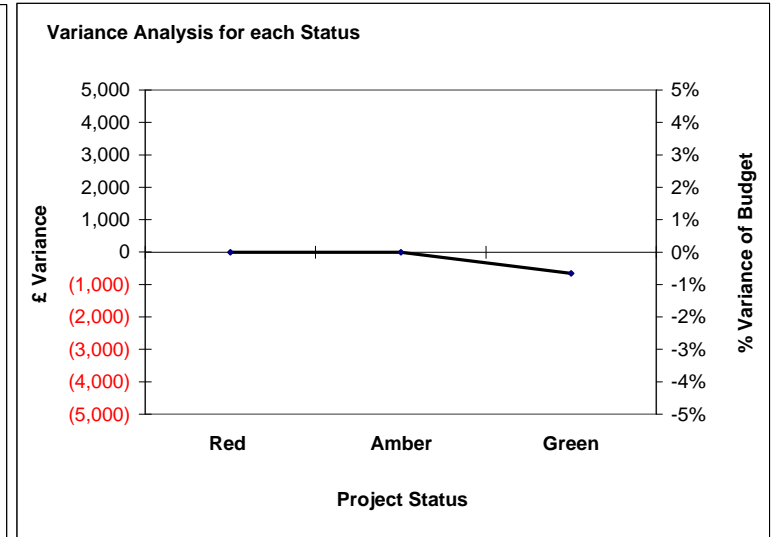
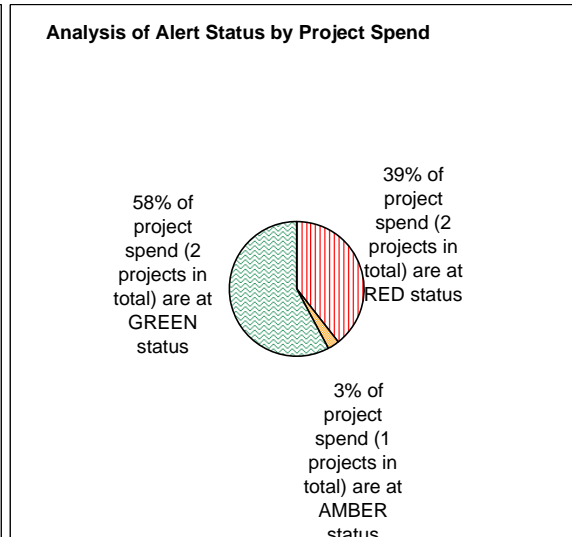
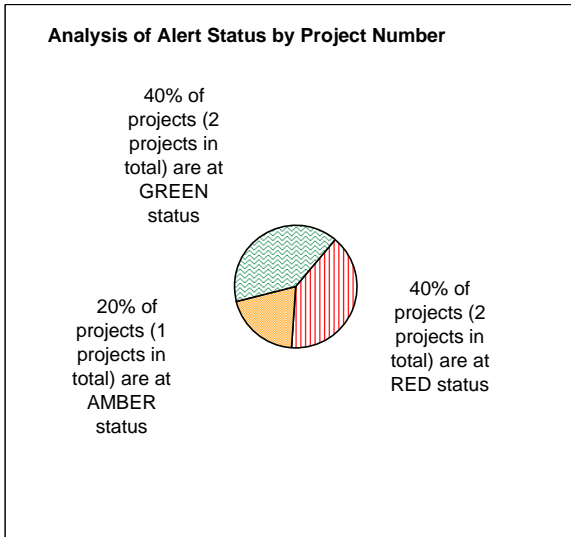
24,039	749	24,031	(8)
---------------	------------	---------------	------------

10,354	22	2,585	(7,769)	(7,769)	0
---------------	-----------	--------------	----------------	----------------	----------

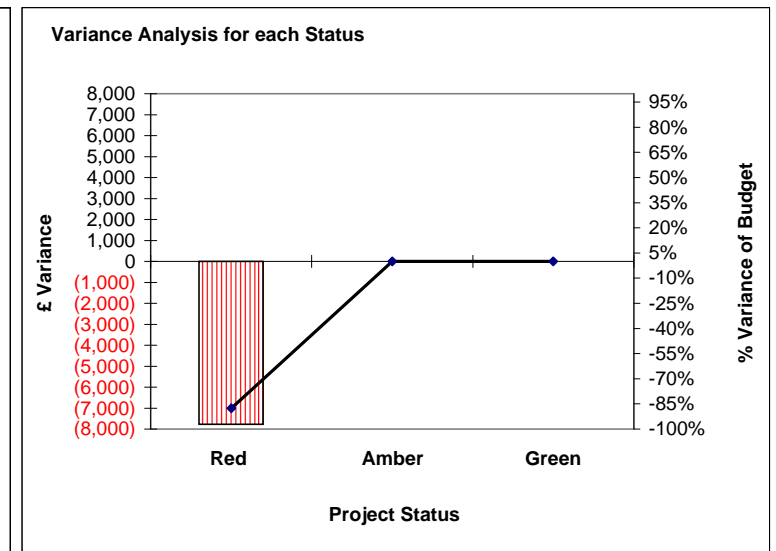
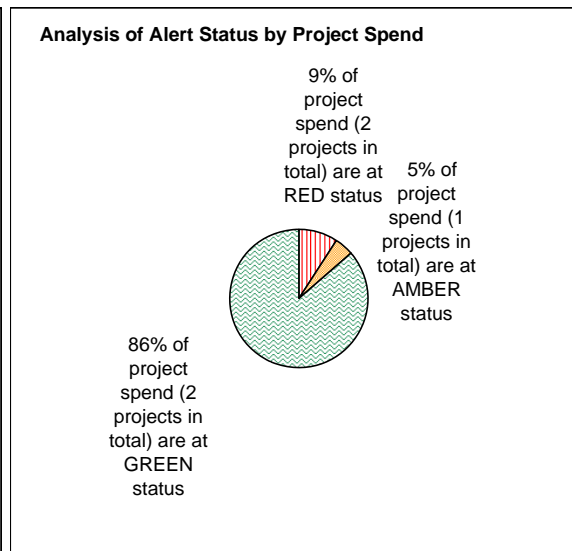
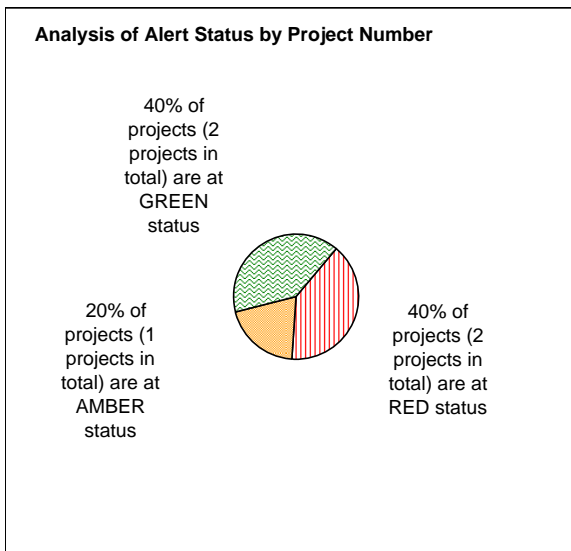
MONTH END DATE **30 June 2014**

PERIOD **3**

Project Life Graphs



Current Year Graphs



WEST DUNBARTONSHIRE COUNCIL
CHCP CAPITAL PROGRAMME
ANALYSIS OF PROJECTS AT RED ALERT STATUS

APPENDIX 6

MONTH END DATE 30 June 2014

PERIOD 3

Project Details		Project Life Financials					Project Status Details
Project Name	Project Manager	Budget £000	Spend to Date £000	% Spend to Date	Forecast Spend £000	Forecast Variance £000	
Replace Elderly Care Homes & Day Care Centres Chris McNeill							
Project Life Financials		21,950	173	1%	21,950	0	Main Issues <u>General</u> - 2014/15 budget is unlikely to be spent in full <u>Dumbarton</u> - Programme of enabling works due to start September 2014 with construction programme currently due to start March 2015 and conclude by June 2016. <u>Clydebank</u> - Queen's Quay has been identified as preferred site although a final formal agreement is still to be concluded with the current land owner. Contractors have been appointed and it is hoped that development will take place in conjunction with new NHS funded health centre for Clydebank. A construction programme will be established when NHS funding timeframes become clearer (this information is expected to be available by the end of the calendar year) Once established the programme is anticipated to take 15 months but may have later completion date than June 2016
Current Year Financials		8,829	2	0%	1,060	(7,769)	
Project Description							
Design and construction of replacement elderly care homes and day care centres in Dumbarton and Clydebank areas							Mitigating Action <u>Dumbarton</u> - There is a possibility that this project could be accelerated by a number of weeks. Project is being delivered in partnership with HubCo which is a staged relationship which must be signed off by the CHCP Director at specified points in timeline. Discussions are currently taking place between CHCP and LARS to confirm whether any acceleration is legally possible in terms of the HubCo agreement and the timelines for planning permission. <u>Clydebank</u> - Council Estates Section and Legal Department to liaise closely with land owner to conclude negotiations in timely manner. Negotiations have been ongoing since March 2014. The project board will require to determine the maximum timeframe within which the development of the care home can be delayed.
Project Lifecycle Information							
Planned End Date	11 December 2015		Forecast End Date	30 June 2016		Anticipated Outcome <u>Dumbarton</u> - Development will proceed in accordance with the revised programme. <u>Clydebank</u> - Development will proceed in tandem with development of new health centre.	

WEST DUNBARTONSHIRE COUNCIL
 CHCP CAPITAL PROGRAMME
 ANALYSIS OF PROJECTS AT RED ALERT STATUS

APPENDIX 6

MONTH END DATE 30 June 2014

PERIOD 3

Project Details		Project Life Financials					Project Status Details
Project Name	Project Manager	Budget £000	Spend to Date £000	% Spend to Date	Forecast Spend £000	Forecast Variance £000	
2 Upgrade of Information Systems	Jackie Pender						
Project Life Financials		155	122	79%	155	0	Main Issues Training and inputting onto the system due to commence August 2014. This new system will integrate with Care First system in CHCP. September will be a key milestone for the project in terms of going live. Forecast end date has slipped due to supplier resources not being available. A new project manager has now been appointed and initiated the training dates.
Current Year Financials		33	0	0%	33	0	
Project Description							
Project covers Document Management, - electronic filing of client information and the implementation of this.						Mitigating Action	To maintain communication lines with the supplier and ensure new dates are adhered to.
Project Lifecycle Information							
Planned End Date	31 March 2014		Forecast End Date	30 November 2014		Anticipated Outcome	Project is delivered by end of November. All paper records will be held electronically which will increase storage capacity and security. Ensures compliance with Public Records Act.
TOTAL PROJECTS AT RED STATUS							
Project Life Financials		22,105	295	1%	22,105	0	
Current Year Financials		8,862	2	0%	1,093	(7,769)	

WEST DUNBARTONSHIRE COUNCIL
 CHCP CAPITAL PROGRAMME
 ANALYSIS OF PROJECTS AT AMBER ALERT STATUS

MONTH END DATE 30 June 2014

PERIOD 3

Project Details		Project Life Financials					Project Status Details	
Project Name	Project Manager	Budget	Spend to Date	% Spend to Date	Forecast Spend	Forecast Variance		
		£000	£000		£000	£000		
Service Redesign Bruce St Centre	David Elliott							
Project Life Financials		712	22	3%	712	0	Main Issues Previous delays were as a result of additional works and the need for budget approval. These issues are now resolved	
Current Year Financials		691	1	0%	691	0		
Project Description								
This budget is to establish a new disability learning facility as a replacement for Auchentoshan						Mitigating Action	The project is being closely monitored by a project management group. A site meeting takes place every two weeks. The general manager –LD – retains management oversight of the project	
Project Lifecycle Information								
Planned End Date	31 March 2014		Forecast End Date	14 September 2014				Anticipated Outcome Following handover, the centre will reopen with state of the art facilities providing a fit for purpose resource for the WD area.

TOTAL PROJECTS AT AMBER STATUS						
Project Life Financials		712	22	3%	712	0
Current Year Financials		691	1	0%	691	0