



2012-17 Education Service Plan Q3 Performance Report

Report Type: Scorecard Report
Generated on: 21 January 2013

Icon	Name
Ob	Educational Services Objective 1: Raise Attainment and Achievement



Performance Indicator	2011/12	Q1 2012/13	Q2 2012/13	Q3 2012/13					2013/14	2014/15	2015/16	2016/17	Assigned To	
	Value	Value	Value	Value	Target	Status	Long Trend	Short Trend	Note	Target	Target	Target		Target
Average tariff score of lowest performing 20% of pupils in S4	64	Not measured for Quarters		Not measured for Quarters						63	63.5	65	65	David Fulton
Percentage of school leavers into positive destinations (total of higher/further education,	91.5 %	Not measured for Quarters		Not measured for Quarters						88.1%	89%	90%	91%	Hugh Neill






Performance Indicator	2011/12	Q1 2012/13	Q2 2012/13	Q3 2012/13					2013/14	2014/15	2015/16	2016/17	Assigned To	
	Value	Value	Value	Value	Target	Status	Long Trend	Short Trend	Note	Target	Target	Target		Target
employment, activity agreement and training)									Dunbartonshire increased by 1.1% to 92.6% in 2011/12 school session compared to 91.5% in 2010/11. The Leavers from West Dunbartonshire in positive destination are 2.7% higher than the national average of 89.9% in 2011/12.					
Percentage of educational establishments receiving positive inspection reports	100 %	Not measured for Quarters			Not measured for Quarters				Only one inspection has been carried out during the 2012-13 school session. That was at The Choices Programme. Four of the five quality indicators, "Improvements in performance", "Learners' experiences", "The curriculum" and "Improvement through self-evaluation", were rated "good" and one, "Meeting learning needs", was rated "very good".	100%	100%	100%	100%	Laura Mason
5+ @ level 5 (by end S4) [Percentage of pupils passing 5 or more SQA exams at SCQF level 5 or better by the end of S4]	32.4 %	Not measured for Quarters			Not measured for Quarters				The 2011/12 school session pre-appeal national average for this measure is 37%. West Dunbartonshire's pre-	33%	33%	33.5%	33.5%	David Fulton

Performance Indicator	2011/12	Q1 2012/13	Q2 2012/13	Q3 2012/13					2013/14	2014/15	2015/16	2016/17	Assigned To	
	Value	Value	Value	Value	Target	Status	Long Trend	Short Trend	Note	Target	Target	Target		Target
									appeal performance ranks 28th out of the 32 Scottish local authorities, up two places since last year. East Renfrewshire, with 67%, was the highest performing authority. West Dunbartonshire is 4th out of its comparator group of 6 authorities, where the average is 34%. Renfrewshire with 39% was the highest performing comparator authority.					
3+ @ Level 6 (by end S5) [Percentage of pupils passing 3 or more SQA exams at SCQF level 6 or better by the end of S5]	20%	Not measured for Quarters		Not measured for Quarters									David Fulton	
									The 2011/12 school session pre-appeal national average for this measure is 27%. West Dunbartonshire's pre-appeal performance ranks 31st out of the 32 Scottish local authorities, down eight places since last year. East Renfrewshire, with 52%, was the highest performing authority. West Dunbartonshire is 6th out of its comparator group of 6 authorities, where the average is 24%. Inverclyde with 26%	19.5%	20%	21%	21.5%	

Performance Indicator	2011/12	Q1 2012/13	Q2 2012/13	Q3 2012/13					2013/14	2014/15	2015/16	2016/17	Assigned To	
	Value	Value	Value	Value	Target	Status	Long Trend	Short Trend	Note	Target	Target	Target		Target
									was the highest performing comparator authority.					
5+ @ Level 6 (by end S6) [Percentage of pupils passing 5 or more SQA exams at SCQF level 6 or better by the end of S6]	21.3 %	Not measured for Quarters		Not measured for Quarters									David Fulton	
1+ @ Level 7 (by end S6) [Percentage of pupils passing 1 or more SQA exams at SCQF level 7 or better by the end of S6]	11.6 %	Not measured for Quarters		Not measured for Quarters									David Fulton	

Performance Indicator	2011/12	Q1 2012/13	Q2 2012/13	Q3 2012/13					2013/14	2014/15	2015/16	2016/17	Assigned To	
	Value	Value	Value	Value	Target	Status	Long Trend	Short Trend	Note	Target	Target	Target		Target
									East Renfrewshire, with 34%, was the highest performing authority. West Dunbartonshire is 6th out of its comparator group of 6 authorities, where the average is 15%. Inverclyde with 17% was the highest performing comparator authority.					
Percentage of children in their pre-school year achieving Early Years Literacy Skills	N/A	Not measured for Quarters		Not measured for Quarters						82%	83%	84%	85%	Kathy Morrison

Action	Status	Progress	Due Date	Comment	Assigned To
Develop the capacity of all educators to support young people in raising their attainment and achievement		<div style="border: 1px solid black; width: 100px; height: 20px; background-color: #add8e6; display: flex; align-items: center; justify-content: center;">60%</div>	31-Mar-2013	All secondary schools' Raising Attainment Action Plans were submitted to the Educational Services Committee in November 2012. The West Dunbartonshire Numeracy Strategy has been drafted and as at January 2013 is out for consultation.	Shona Crawford; Laura Mason
Promote and share best practice across all schools		<div style="border: 1px solid black; width: 100px; height: 20px; background-color: #add8e6; display: flex; align-items: center; justify-content: center;">100%</div>	31-Mar-2013	A schedule of Primary Head Teacher meetings is in place which will promote the sharing of best practice. An event was held in December 2012 where Head Teachers shared their experience and practice from the directorate visits.	Laura Mason

Action	Status	Progress	Due Date	Comment	Assigned To
Implement improvement plans for literacy and numeracy		<div style="border: 1px solid black; width: 100px; height: 20px; background-color: #e0e0e0; position: relative;"><div style="background-color: #4f81bd; width: 13%; position: absolute; left: 0;"></div>13%</div>	30-Apr-2014	Baseline assessment (BA) training was completed for all pre-school staff in August 2012. Process of BA is now under way at pre-school and guidelines for implementation issued August 2012. BA at P1 is scheduled to be re-introduced August 2013. The training for this is scheduled for all P1 staff from April to June 2013. A Numeracy Strategy Group has also been convened and work on the strategy has commenced.	Shona Crawford; Mary Devine; Ronnie Thumath
Develop Masterclasses and Supported Study Activity across secondary schools		<div style="border: 1px solid black; width: 100px; height: 20px; background-color: #e0e0e0; position: relative;"><div style="background-color: #4f81bd; width: 75%; position: absolute; left: 0;"></div>75%</div>	31-Mar-2013	A review of the current masterclass model has been carried out. A coordinating team has been set up and meeting dates arranged.	David Fulton
Identify and implement opportunities for wider achievement		<div style="border: 1px solid black; width: 100px; height: 20px; background-color: #e0e0e0; position: relative;"><div style="background-color: #4f81bd; width: 37%; position: absolute; left: 0;"></div>37%</div>	30-Jun-2013	An opportunity has been taken during Senior Phase conferences to have an SQA representative present to pass on information regarding new awards and how they fit together. Information about what is currently happening in secondary schools has been shared across the schools with the aid of an audit and work shops. Schools are encouraged to support each other. Information regarding 'Amazing Things 2 Awards' has been circulated and discussed.	Beverly Clarkson; David Fulton; Susan Gray
Implement programme of 'Leadership for Learning' visits across schools, nurseries, libraries and the Outdoor Education Service		<div style="border: 1px solid black; width: 100px; height: 20px; background-color: #4f81bd; position: relative;"><div style="background-color: #4f81bd; width: 100%; position: absolute; left: 0;"></div>100%</div>	31-Mar-2013	School reviews and QI visits have taken place in Nursery and Primary sectors.	Laura Mason
Expand learning opportunities for all ages across libraries and cultural services establishments		<div style="border: 1px solid black; width: 100px; height: 20px; background-color: #e0e0e0; position: relative;"><div style="background-color: #4f81bd; width: 61%; position: absolute; left: 0;"></div>61%</div>	31-Mar-2013	Due to demand, West Dunbartonshire Youth Theatre has now established two sections, Juniors for those at primary 6/7 school age and Seniors for the young people of secondary school age. Early years provision in libraries has been improved. Volunteer provision within Libraries & Cultural Services has been expanded. An improved Libraries & Cultural Services After School programme has been established for 2013. Music staff have recently completed a placement at Kilpatrick Schools working with a group of children with SEN on music making and movement.	Gill Graham







Icon	Name
Ob	Educational Services Objective 2: Implement Curriculum for Excellence (CfE), Getting it Right for Every Child (GIRFEC) and The Early Years Framework






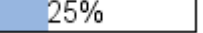












Performance Indicator	2011/ 12	Q1 2012/ 13	Q2 2012/ 13	Q3 2012/13					2013/ 14	2014/ 15	2015/ 16	2016/ 17	Assigned To	
	Value	Value	Value	Value	Target	Status	Long Trend	Short Trend	Note	Target	Target	Target		Target
Referrals to Children's Reporter	27	Not measured for Quarters		Not measured for Quarters										Gerry Neal
Percentage of educational establishments achieving Eco-Schools Green Flag award	44%	Not measured for Quarters		Not measured for Quarters										Susan Gray
Percentage of schools that have participated in Health Phase 2 visits	N/A	Not measured for Quarters		Not measured for Quarters										Denise McKinnon
Percentage of Early Years establishments that have participated in Health Phase 1 visits	N/A	Not measured for Quarters		Not measured for Quarters										Denise McKinnon
Percentage of key actions from Educational Services Health and Wellbeing Strategy completed	N/A	Not measured for Quarters		Not measured for Quarters										Denise McKinnon

Performance Indicator	2011/12	Q1 2012/13	Q2 2012/13	Q3 2012/13					2013/14	2014/15	2015/16	2016/17	Assigned To	
	Value	Value	Value	Value	Target	Status	Long Trend	Short Trend	Note	Target	Target	Target		Target
									can't yet be measured.					
Percentage of key tasks from PE Investment Action Plan completed		Not measured for Quarters		Not measured for Quarters										Denise McKinnon
Primary Attendance (%)	94.9 %	Not measured for Quarters		Not measured for Quarters					Primary school attendance over session 2011/12 improved slightly on the previous year's figure, although the target figure was missed by 0.6%. The government has moved to biennial collection of this data so no comparison can be made nationally or with comparator authorities this year.	95.5%	95.5%	95.5%	95.5%	Mary Berrill
Secondary Attendance S1-S5 (%)	91.4 %	Not measured for Quarters		Not measured for Quarters					Secondary school attendance over session 2011/12 improved by 1.4% on the previous year's figure and the target was exceeded by 0.4%. The government has moved to biennial collection of this data so no comparison can be made nationally or with comparator authorities this year.	91%	91%	91%	91%	Mary Berrill
Percentage of pupils referred to the Reporter to the Children's	0.22 %	Not measured for		Not measured for Quarters					The EEI procedure & ARC have reduced	1%	1%	1%	1%	Mary Berrill

Performance Indicator	2011/12	Q1 2012/13	Q2 2012/13	Q3 2012/13						2013/14	2014/15	2015/16	2016/17	Assigned To	
	Value	Value	Value	Value	Target	Status	Long Trend	Short Trend	Note	Target	Target	Target	Target		
Panel		Quarters								the referrals to SCRA dramatically.					
Cases of exclusion per 1,000 school pupils	42	Not measured for Quarters		Not measured for Quarters						2012-13 school session data won't be available until December 2013. For the 2011-12 school session, figures show a reduction of 11 to 42 Cases of Exclusion per 1,000 pupils which is 19 below the target set of 61.	55	53	50	46	Mary Berrill

Action	Status	Progress	Due Date	Comment	Assigned To
Develop and implement strategies for literacy and numeracy taking account of the Scottish Survey for Literacy and Numeracy			31-Mar-2014	A numeracy group set up with members from early years, primary, secondary and psychological service. A successful Numeracy conference was held 10th October 2012. Workshops included Financial Education, Numeracy across learning, outdoor education and interdisciplinary learning. It also provided a forum for the sharing of good practice. Feedback on the Scottish Survey of Literacy and Numeracy was provided at a focus meeting held at EDSU.	Mary Devine; Ronnie Thumath
Review and implement strategy for Health and Wellbeing as a responsibility for all			30-Jun-2014	A Health and Wellbeing Strategy Group has been set up and met in December 2012 and January 2013. A revised Relationships, Sexual Health and Parenthood Education Strategy Policy has been produced and was distributed to schools in January 2013.	Shona Crawford; Denise McKinnon
Improve learning transitions across sectors by enhancing cluster activity			31-Mar-2013	P7 pupil profiles have been further developed during session 2012-2013. Primary pupils will complete one of these about themselves and their achievements/attainments.	Mary Devine
Develop Senior Phase curriculum models to meet the needs of all learners			31-Mar-2013	A consultation on the school week was carried out. Returns were analysed and presented to the Educational Services Committee on 7 November 2012. The	Laura Mason

Action	Status	Progress	Due Date	Comment	Assigned To
				committee agreed to implement a 32 period school week. A Senior Phase Conference was planned and took place on Monday, 19 November 2012. Policy statements for Broad General Education have been drafted and as at January 2013 are with head teachers for comment.	
Develop and implement arrangements for the New Qualifications		<div style="border: 1px solid black; padding: 2px;">0%</div>	31-Mar-2014	Work on this is ongoing.	David Fulton
Improve learning, teaching and assessment through 'Sharing the Standard' (3-18)		<div style="border: 1px solid black; padding: 2px;">50%</div>	31-Mar-2013	The local sharing the standard resource is now integral to schools and centres improvement planning where it is being used to build the capacity of practitioners to assess progress across a variety of curriculum areas.	Susan Gray
Build Teacher Learning Communities in partnership with Tapestry		<div style="border: 1px solid black; padding: 2px;">15%</div>	31-Mar-2015	Dylan Wiliam Conference for all sectors took place in September 2012. Teacher Learning Communities (TLCs) have been established in all our secondary schools. Staff meet regularly to share practice and observe each other.	Mary Devine
Develop and implement Performance Review Development and Continuous Professional Development programmes in line with 'Teaching, Scotland's Future'		<div style="border: 1px solid black; padding: 2px;">66%</div>	31-Mar-2015	The first training courses in coaching skills for primary school head teachers started in January 2013. The first training courses in PRD for primary and secondary school staff also started in January 2013.	Margaret MacKay
Implement revised opportunities for young people across the arts and culture		<div style="border: 1px solid black; padding: 2px;">66%</div>	31-Mar-2013	Working with WDC Local History and Reference Librarians, the Learning Development Team has helped to develop a programme of free schools heritage visits in Dumbarton and Clydebank heritage centres. We have over the last few months liaised with popular Scottish artist JOLOMO and have secured the rights to host his Retrospective opening in June 2013. This retrospective will include 'An Audience With' the artist for an audience of school pupils. In addition a learning pack will be developed linking the exhibition to Curriculum for Excellence. The development of after school activities, the community arts programme and sustaining dance groups for boys and those with SEN and physical disabilities augment new early intervention work around pre-5 literacy and communication. This is supported by our work with volunteers, ensuring increased community capacity across all areas of work.	Lindsey Fleming; Gill Graham
Review the School Libraries Service in partnership with the Public Libraries Service		<div style="border: 1px solid black; padding: 2px;">0%</div>	30-May-2013	The Section Head for Libraries & Cultural Services along with the Senior Officer for Library Services had an initial meeting with and briefed secondary Head teachers in January 2013. Further meetings with HTs will follow as	Gill Graham

Action	Status	Progress	Due Date	Comment	Assigned To
				part of the consultation process. The consultation will take place involving school librarians, teachers, and pupils between February & April 2013.	
Develop and implement a sustainable and viable plan for the Outdoor Education Service which includes support for outdoor learning across the curriculum			31-Mar-2013	The opportunity to bid for a small innovation grant was circulated to all schools and centres. 36 bids were successful. All of these bids are developing learning in the outdoors across the curriculum. There has been a Forest education support group set up. There is an outdoor learning steering group and an outdoor learning experiential conference planned for April 2013 to support all sectors.	Susan Gray; John Hamilton
Review parental Involvement Strategy to improve all aspects of work with parents			30-Jun-2013	A parental strategy group has been established to review WDC guidance.	Margaret MacKay
Create a West Dunbartonshire Pre-5 Framework and strategy that will support the development and implementation of a coherent system for improvement and self-evaluation of all aspects of pre-5 and which will reflect the national agenda			31-Mar-2013	Heads of Establishment self-evaluated against the framework in September 2012	Mary Devine
Develop a highly skilled pre-5 workforce and continue to develop effective leadership in the service			30-Jun-2013	HoC business and focus meetings take place every 4-6 weeks.	Shona Crawford; Mary Devine
Continue to support parents and families through early intervention and health awareness			30-Jun-2013	Work on this is ongoing.	Shona Crawford; Mary Devine
Improve the outcomes for children through a coherent approach to play and outdoor learning			31-Mar-2013	Level 3 Forest School training for WDC staff in partnership with Bridgewater College is planned for March 25th - 28th 2013. We have 20 places on the training. An information session will be held for all interested parties on January 22nd 2013.	Susan Gray
Organise and prepare Educational Services for the implementation of the new Children's Services legislation			30-Jun-2015	On track	Mary Berrill
Develop and implement a strategy to support all schools and early year centres to embed GIRFEC practice and principles into the daily life of the school and wider community			31-Aug-2014	On track	Mary Berrill
Implement the 'Rights Respecting Schools' programme more fully in all educational establishments			31-Dec-2013	On track	Mary Berrill




Icon	Name
------	------

Icon	Name
	Educational Services Objective 3: Improve Self Evaluation Processes and Systems

Action	Status	Progress	Due Date	Comment	Assigned To
Implement a service-wide data gathering system and timetable to inform improvement planning		<div style="width: 50%;"><div style="background-color: #4F81BD; height: 10px; width: 100%;"></div></div> 50%	31-Mar-2013	Work is currently underway to assess good practice and has also been expanded to include methods employed in gathering evidence and other form of data to support ongoing self evaluation.	Katherine Forbes; Derek McGlynn; Alan Munro
Establish working groups to prepare for Validated Self-Evaluation		<div style="width: 0%;"><div style="background-color: #4F81BD; height: 10px; width: 100%;"></div></div> 0%	31-Mar-2013	Analysis of an Educational Services' stakeholder survey is well under way and has been shared with the extended management team. Identification of themes will be discussed with DMT in January 2013.	Laura Mason
Organise and implement opportunities to share good practice across all services and establishments		<div style="width: 16%;"><div style="background-color: #4F81BD; height: 10px; width: 100%;"></div></div> 16%	31-Mar-2013	Work on using exam result statistical analyses to identify consistently high achieving departments to share good practice with underachieving departments continues through Principal Teacher meetings.	Mary Devine
Implement the Strategic Leadership Development Programme		<div style="width: 100%;"><div style="background-color: #4F81BD; height: 10px; width: 100%;"></div></div> 100%	31-Mar-2013	A secondee to the post of Professional Learning and Leadership has been put in place and has prepared draft strategy. A Virtual Professional Learning Community has been established in Glow.	Laura Mason

Icon	Name
	Educational Services Objective 4: Implement ICT Strategy for learning with Technologies

Performance Indicator	2011/12	Q1 2012/13	Q2 2012/13	Q3 2012/13						2013/14	2014/15	2015/16	2016/17	Assigned To	
	Value	Value	Value	Value	Target	Status	Long Trend	Short Trend	Note	Target	Target	Target	Target		
Pupil/computer ratio	N/A	Not measured for Quarters		Not measured for Quarters						The ratio is 1:6 in EE&CCs, 1:3 in Primary/Secondary Schools and 1:1 in Special Schools.	4	4			David Byars
CC6a: Library learning centre and learning access points: # users as a percentage of the resident	11.19 %	4.2%	4.9%	4.2%	3.8%				There has been a drop in PC users during Q3 2012. This is due to a)	10%	10%	10%	10%	Anne Louise Anglim; Gill Graham	

Performance Indicator	2011/ 12	Q1 2012/ 13	Q2 2012/ 13	Q3 2012/13					2013/ 14	2014/ 15	2015/ 16	2016/ 17	Assigned To	
	Value	Value	Value	Value	Target	Status	Long Trend	Short Trend	Note	Target	Target	Target		Target
population									Balloch Library trialling a new computer booking system (I-CAM) in Nov/Dec 2012. Hence the statistics which were previously recorded on NETLOAN are not showing for these months. We are in discussion with the new booking system providers and these figures will be available for the forthcoming periods. b) Alexandria Library has been closed for refurbishment during December 12 therefore the terminals have not been in use. Alexandria Library has re-opened in January 2013.					
CC6b: Library learning centre and learning access points: # times that the terminals are used per 1,000 population	1,207	307	301	253	298				There has been a drop in terminal usage during Q3 2012. This is due to a) Balloch Library trialling a new computer booking system (I-CAM) in Nov/Dec 2012. Hence the statistics which were previously recorded on NETLOAN are not showing for these months. b) Alexandria Library has been closed for refurbishment during	1,260	1,280	1,280	1,280	Anne Louise Anglim; Gill Graham

Performance Indicator	2011/12	Q1 2012/13	Q2 2012/13	Q3 2012/13					2013/14	2014/15	2015/16	2016/17	Assigned To	
	Value	Value	Value	Value	Target	Status	Long Trend	Short Trend	Note	Target	Target	Target		Target
									December 12 therefore the terminals have not been in use. Alexandria Library re-opened in January 2013.					

Action	Status	Progress	Due Date	Comment	Assigned To
Agree and implement Educational Services (Draft) ICT Strategy		<div style="width: 100%;"><div style="background-color: #4f81bd; height: 10px; width: 100%;"></div></div> 100%	31-Mar-2013	A cross sector group has been established which meets every 3 weeks and makes decisions pertaining to the Council's investment in infrastructure.	Laura Mason
Secure budget to improve the ICT infrastructure		<div style="width: 100%;"><div style="background-color: #4f81bd; height: 10px; width: 100%;"></div></div> 100%	31-Mar-2013	A cross sector group has been established. This meets every 3 weeks and makes decisions pertaining to the Council's investment in infrastructure.	Laura Mason
Preparation of Educational Services for the implementation of GLOW Futures (2014)		<div style="width: 0%;"><div style="background-color: #4f81bd; height: 10px; width: 0%;"></div></div> 0%	31-Mar-2013	WDC was the first authority in Scotland to secure Glowmail for all users. The programme for its support is not yet in place.	David Byars; Laura Mason

Icon	Name
	Educational Services Objective 5: Continue Regeneration of the Education Estate

Action	Status	Progress	Due Date	Comment	Assigned To
Update all condition, suitability and occupancy surveys		<div style="width: 66%;"><div style="background-color: #4f81bd; height: 10px; width: 66%;"></div></div> 66%	31-Mar-2013	100% of school suitability and occupancy surveys have been completed for the year. This is an ongoing annual process.	Terry Lanagan
Develop the revised 5-10 year strategic plan for schools' estate		<div style="width: 50%;"><div style="background-color: #4f81bd; height: 10px; width: 50%;"></div></div> 50%	31-Mar-2013	A revised Schools Estate Management Plan has been completed and will be reviewed annually.	Terry Lanagan
Identify funding sources		<div style="width: 50%;"><div style="background-color: #4f81bd; height: 10px; width: 50%;"></div></div> 50%	31-Mar-2013	Scottish Futures Trust funding for a new Our Lady and St Patrick's High School was awarded in September 2012.	Terry Lanagan
Develop the ongoing political engagement with elected members		<div style="width: 100%;"><div style="background-color: #4f81bd; height: 10px; width: 100%;"></div></div> 100%	31-Mar-2013	CMT and Elected Member away day was held on 8th August 2012.	Terry Lanagan

Action	Status	Progress	Due Date	Comment	Assigned To
Carry out statutory consultation where this is required		<input type="text" value="0%"/>	31-Mar-2013	Consultation required is dependant on Council decisions.	Terry Lanagan

Action Status	
	Cancelled
	Overdue; Neglected
	Unassigned; Check Progress
	Not Started; In Progress; Assigned
	Completed

PI Status		Long Term Trends		Short Term Trends	
	Alert		Improving		Improving
	Warning		No Change		No Change
	OK		Getting Worse		Getting Worse
	Unknown				
	Data Only				

Risk Status	
	Alert
	High Risk
	Warning
	OK
	Unknown