

Appendix 6 - Climate Change Survey - Summary

The Scottish Government declared a climate emergency in 2019, recognising the transformational change required across society to reduce the risk to both human and natural systems. We asked for the views of the residents in West Dunbartonshire on our climate change priorities and strategy to understand more about their thoughts on climate change activity locally and nationally to help us plan for how to tackle climate change as a community, working towards the zero-carbon goal

The survey closed 6th September 2020.

1.0 Response

Response Rate;

WDC	G60	G81	G82	G83	G84
339	21	118	112	72	4
	6%	35%	33%	22%	2%

Note; completion rate of 81%

Respondent Profile;

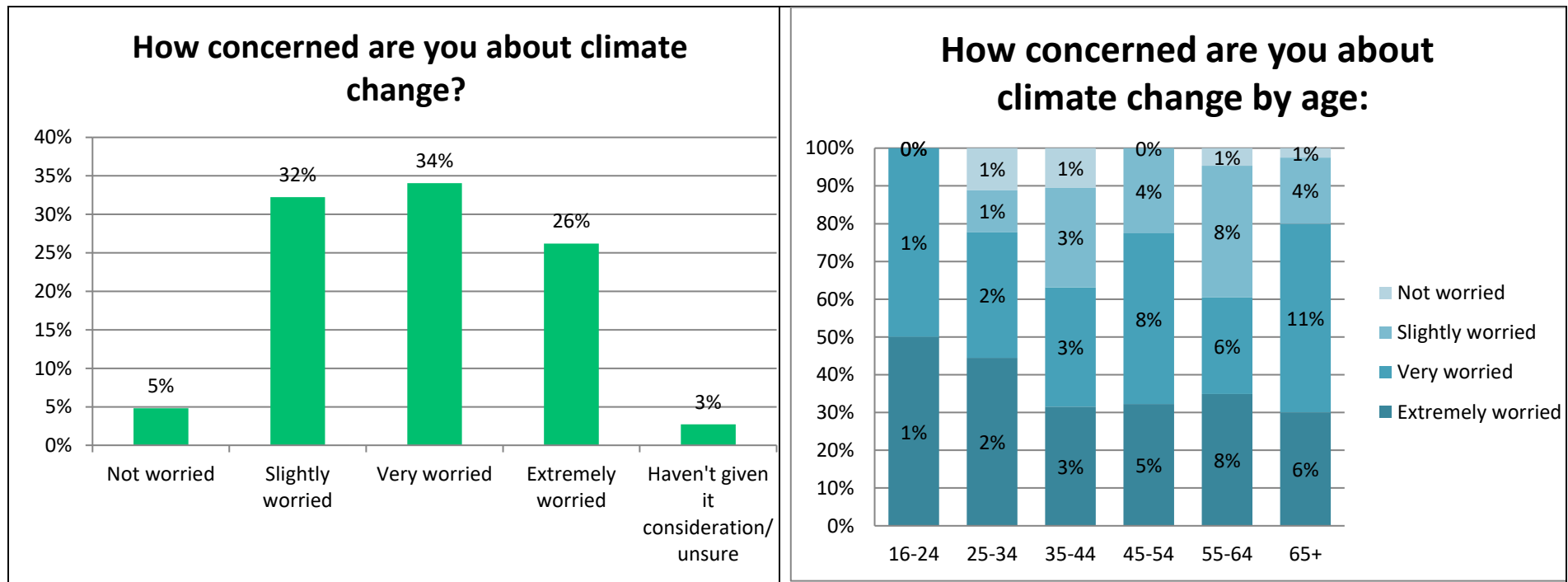
Age	Under 24	25-34	35-44	45-54	55-64	65
271	5	17	34	55	79	78
	2%	6%	12.5%	20%	29%	29%

Note; this question was not compulsory

The majority of respondents live in West Dunbartonshire (95%), 14% of those also work for the Council, a further 3% work for the Council but live in another area. In total 17% of respondents are Council employees. The remaining 2% do not live in WD.

2.0 Level of concern over climate change

64% of respondents were aware that Scotland has declared a Climate change emergency. 92% were concerned about climate change by varying degrees from slightly worried (32%), very worried (34%) to extremely worried (26%). 5% were not worried and 3% haven't given it consideration. Looking at the level of concern by age group, whilst the levels of concern differ in each age group, the majority of all respondents in each group were concerned about climate change. When asked if the Local Authorities need to do more to prevent climate change, 95% of respondents agreed.



3.0 Awareness and lifestyle

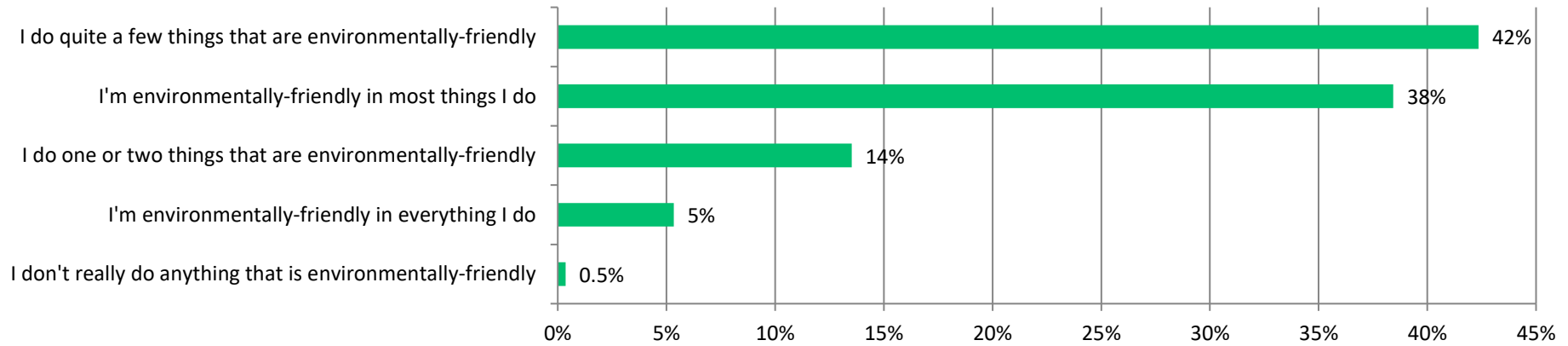
To gain some insight into the level of awareness of the impact of individual/ community behaviours on climate change the respondents were asked to agree or disagree with key statements. 82% agreed that they understand what actions people should take to help tackle climate change. Only 1% agreed that climate change will only have an impact on other countries, and they didn't need to worry. The results for each of the statements are below;

Tell us if you agree or disagree with the following;	Agree	Disagree	Don't know
Climate change will only have an impact on other countries, there is no need for me to worry	1%	97%	2%
It's not worth me doing things to help the environment if others don't do the same	7%	92%	1%
I don't believe that my behavior and everyday lifestyle contribute to climate change	11%	84%	5%
I understand what actions people like myself should take to help tackle climate change	82%	12%	6%

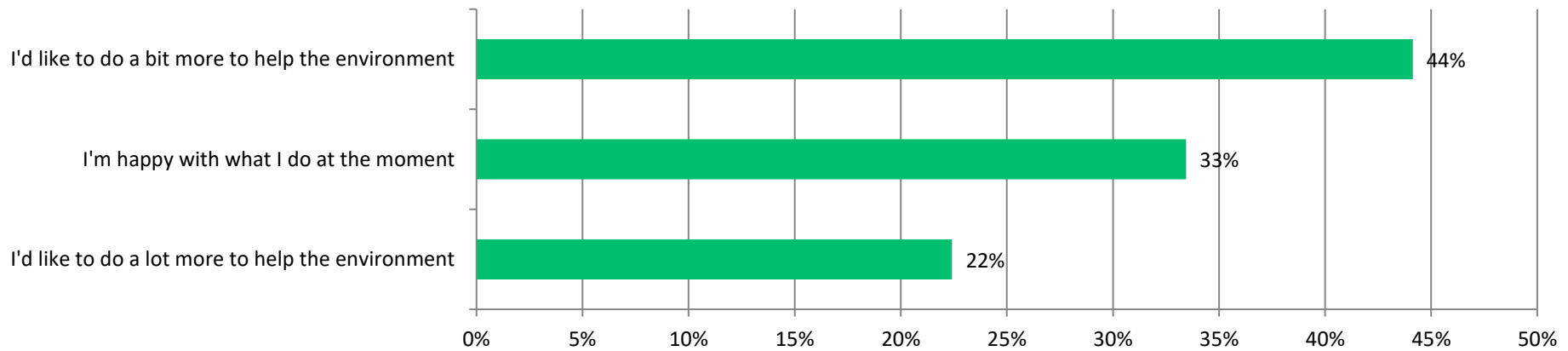
Lifestyle

91% of respondents said they would be willing to change their lifestyle to reduce their carbon footprint. When asked about their current lifestyle, almost all consider they do things to varying degrees that are environmentally friendly. When asked about willingness to make changes to help the environment, 22% said they would like to do a lot more to help the environment and 44% would like to do a bit more to help the environment. Further detail can be found on the charts below.

Which of these would you say best describes your current lifestyle in relation to the environment?

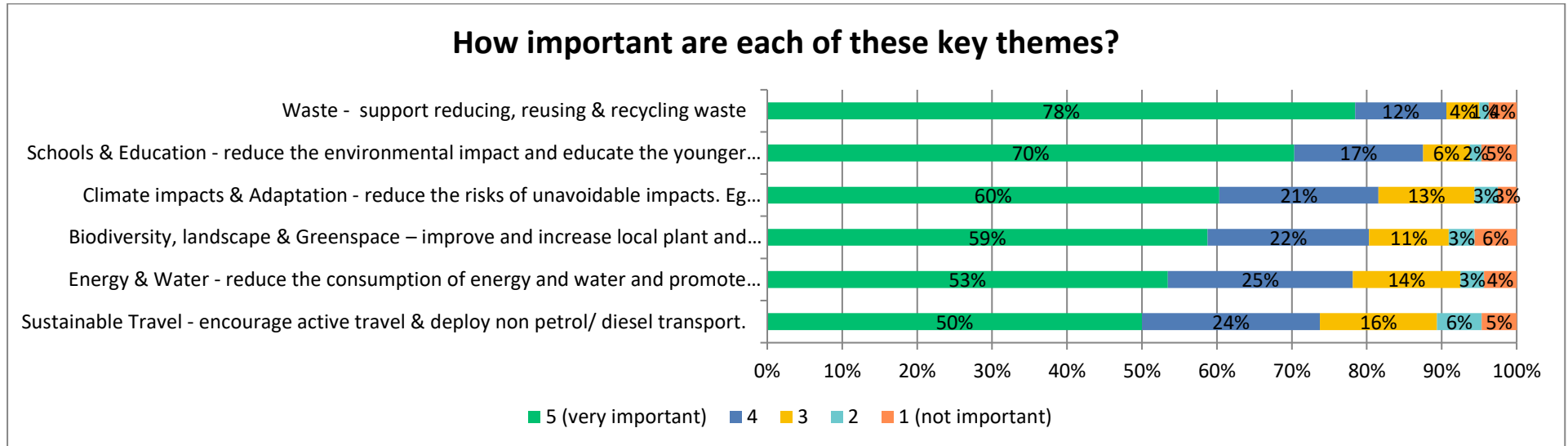


Which of these best describes how you feel about your current lifestyle in relation to the environment?



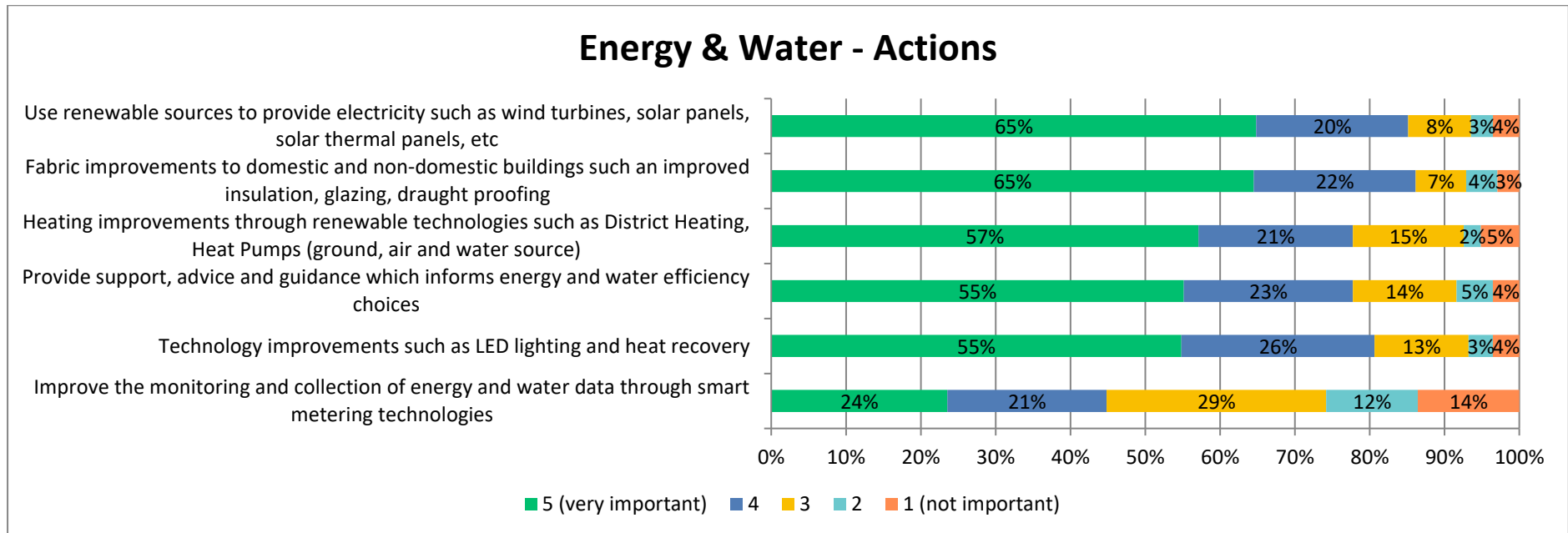
3.0 Council Strategy – Key Themes

We asked respondents to rank the key themes of the Councils climate change strategy in order of importance, using the rating scale from 1 (not important at all) to 5 (very important). The three themes considered the most important were; **Waste, Schools& Education** and **Climate Impacts and Adaptations**.

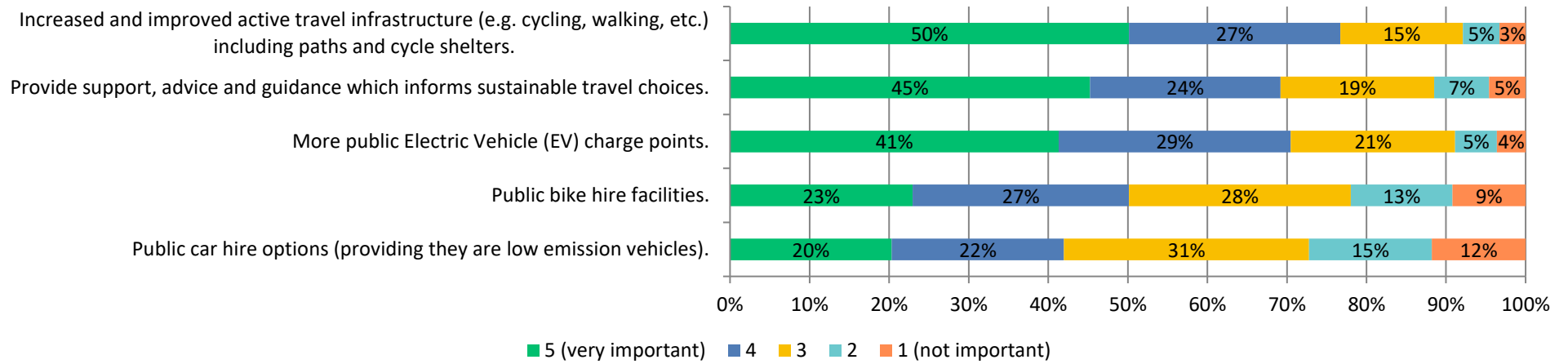


4.0 Actions

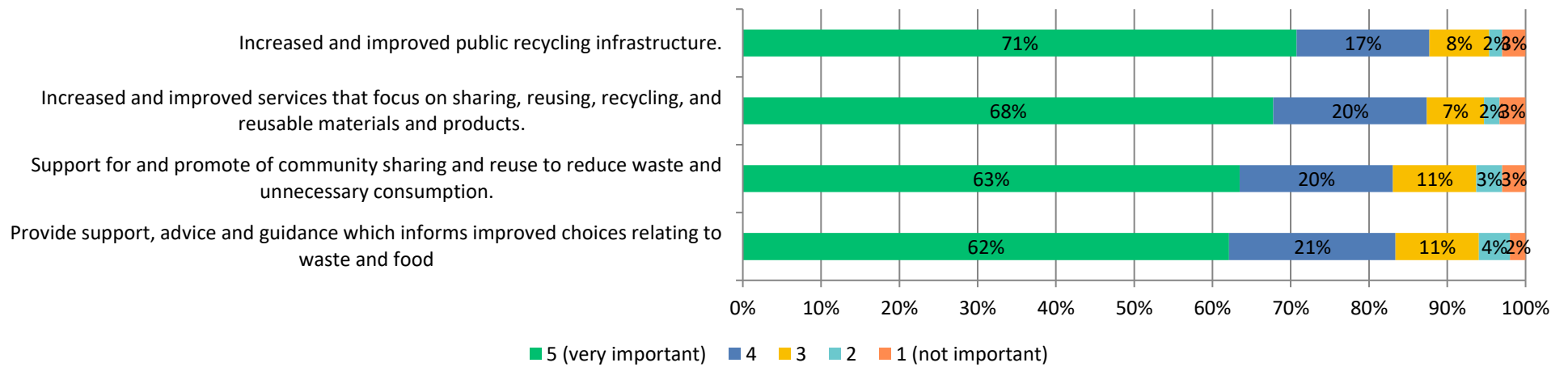
We asked respondents to rank the actions the Council could take within each of the strategic key themes in order of importance, again using the rating scale from 1 (not important at all) to 5 (very important). The results of each theme are below with the highest ranking action at the top of each chart.



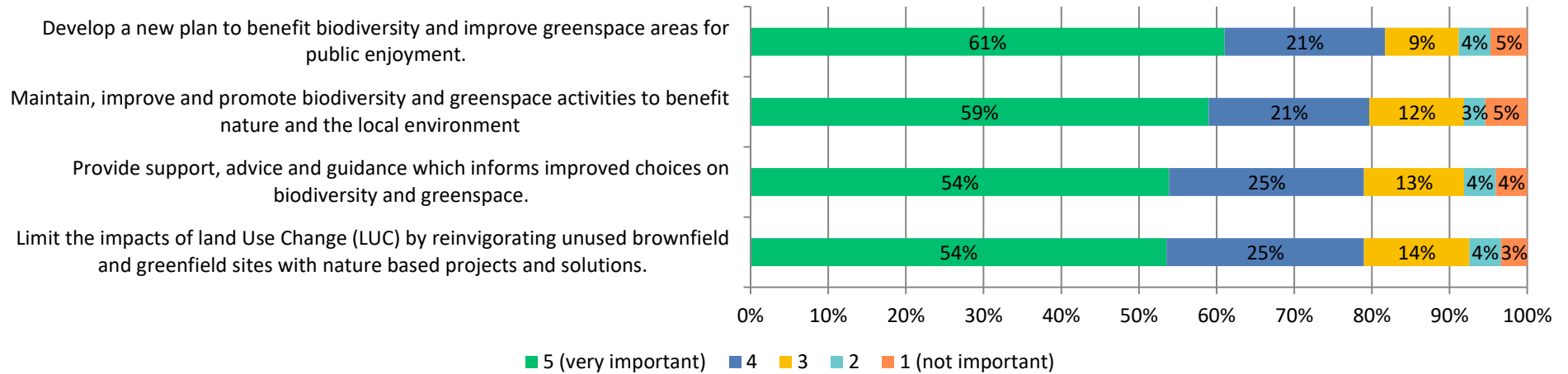
Sustainable Travel Actions



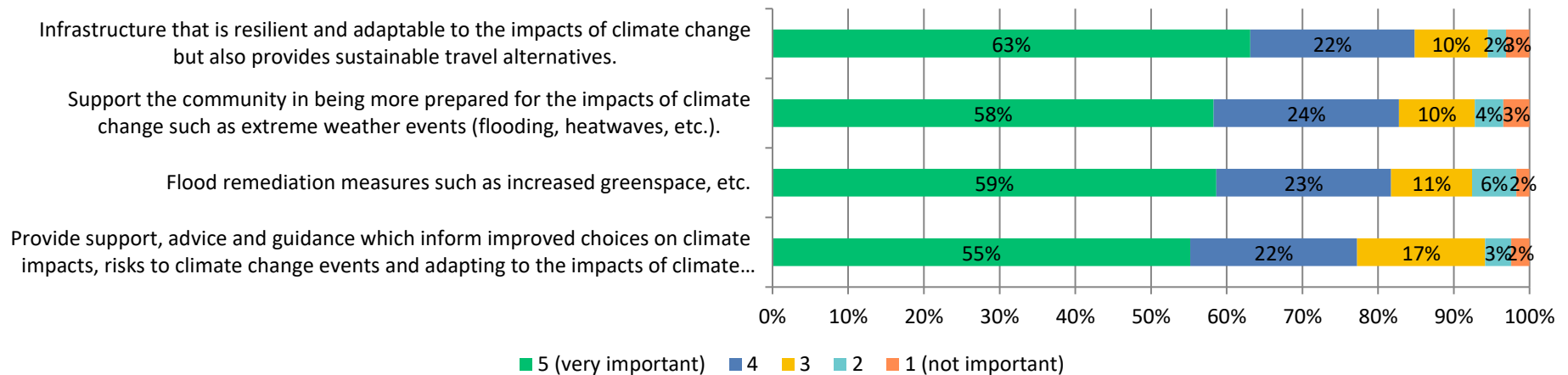
Waste Actions



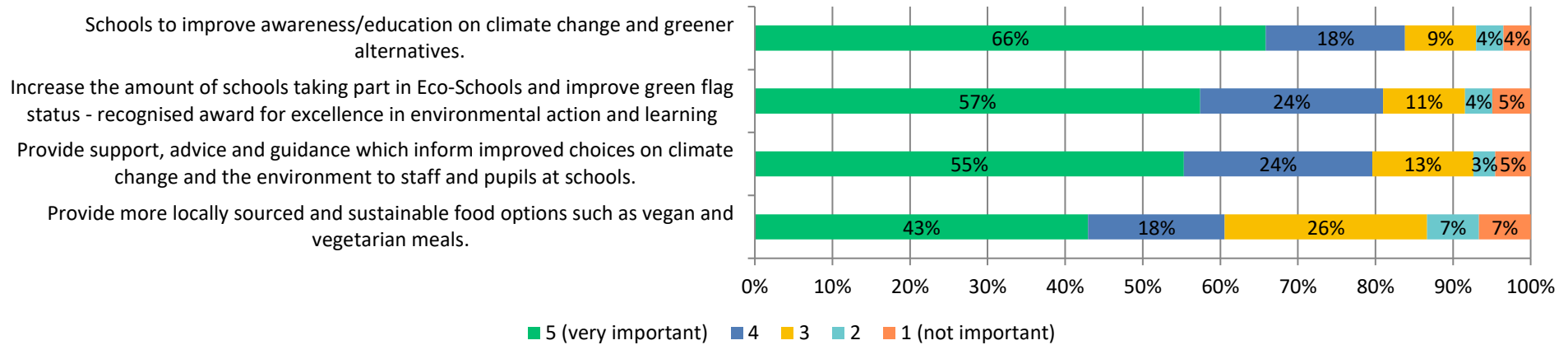
Biodiversity, Landscape & Greenspace Actions



Climate Impacts & Adaptation Actions



Schools & Education Actions



5.0 Informing our communities

89% of residents agreed that communities need more information on climate change and the Councils part in it. The three methods considered the best way share information on climate change were **Social media**, **Information events** and the **Councils website**.

Best way to share information on climate change

