



# Appendix 3

## Poorly Performing Local Measures for 2009-10: Top 6

<b>CED/PU/040 Percentage of Citizens Panel respondents who think the Council communicates well with its residents</b>		<b>Current status</b>																												
<p><b>CED/PU/040 Percentage of Citizens Panel respondents who think the Council communicates well with its residents</b></p> <table border="1"> <caption>Chart Data</caption> <thead> <tr> <th>Year</th> <th>Actual Value (%)</th> <th>Target (%)</th> </tr> </thead> <tbody> <tr><td>2006/07</td><td>22%</td><td>-</td></tr> <tr><td>2007/08</td><td>-</td><td>-</td></tr> <tr><td>2008/09</td><td>24%</td><td>40%</td></tr> <tr><td>2009/10</td><td>16%</td><td>20%</td></tr> <tr><td>2010/11</td><td>-</td><td>24%</td></tr> <tr><td>2011/12</td><td>-</td><td>28%</td></tr> <tr><td>2012/13</td><td>-</td><td>32%</td></tr> <tr><td>2013/14</td><td>-</td><td>36%</td></tr> </tbody> </table>				Year	Actual Value (%)	Target (%)	2006/07	22%	-	2007/08	-	-	2008/09	24%	40%	2009/10	16%	20%	2010/11	-	24%	2011/12	-	28%	2012/13	-	32%	2013/14	-	36%
Year	Actual Value (%)	Target (%)																												
2006/07	22%	-																												
2007/08	-	-																												
2008/09	24%	40%																												
2009/10	16%	20%																												
2010/11	-	24%																												
2011/12	-	28%																												
2012/13	-	32%																												
2013/14	-	36%																												
		Value																												
2007/08		N/A																												
2008/09		24%																												
		Value	Target																											
2009/10		16%	20%																											
<b>Managed By</b>		Peter Barry	<b>Assigned To</b>																											
			Anne Clegg																											
<b>Linked Actions</b>		<b>Status</b>																												
		<b>Progress Bar</b>																												

<b>CED/PU/029 Percentage of Citizens Panel respondents satisfied or very satisfied with Council Services</b>	<b>Current status</b>	
--	-----------------------	---

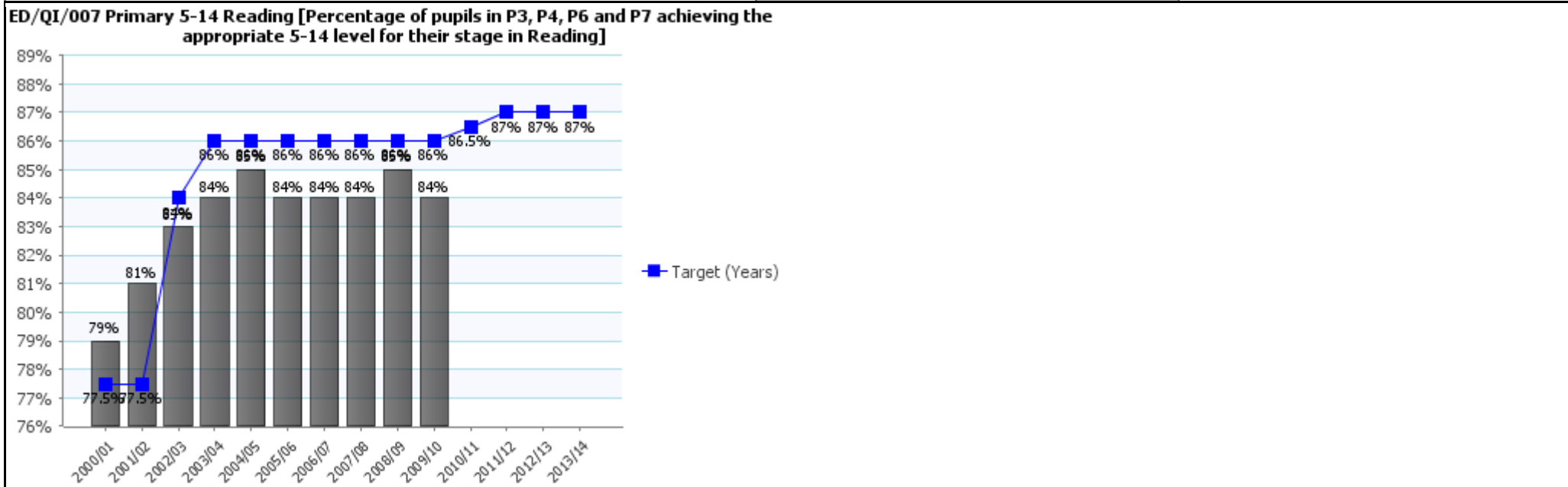


	Value	
2007/08	74%	
2008/09	N/A	
	Value	Target
2009/10	66%	70%

The 2009/10 target was missed and improvement has declined over the short term. The general nature of this PI means that it is difficult to identify what has influenced this.



<b>Managed By</b>	Peter Barry	<b>Assigned To</b>	Anne Clegg
<b>Linked Actions</b>		<b>Status</b>	<b>Progress Bar</b>

<b>ED/QI/007 Primary 5-14 Reading [Percentage of pupils in P3, P4, P6 and P7 achieving the appropriate 5-14 level for their stage in Reading]</b>	<b>Current status</b>	
---	-----------------------	---

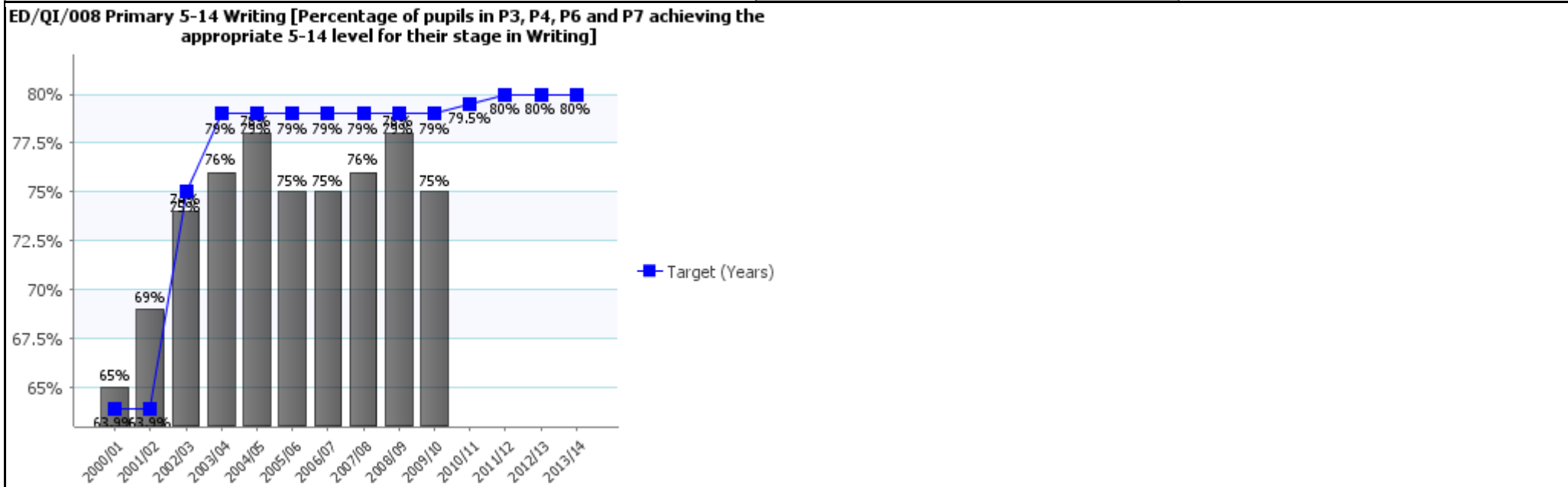


		Value
2007/08		84%
2008/09		85%
	Value	Target
2009/10	84%	86%

2009/10 data (from the 2008/9 school session) shows WDC at 84%, a 1% decline from the previous year and 1% below the local authority 5-14 data sharing consortium average of 84%. The target was missed by 2%.



<b>Managed By</b>	Terry Lanagan	<b>Assigned To</b>	Sandra Love
<b>Linked Actions</b>		<b>Status</b>	<b>Progress Bar</b>
Refine monitoring and management of attainment data and develop systems to measure achievement			<input type="text" value="33%"/>
Develop strategies to improve the quality of learning and teaching			<input type="text" value="100%"/>

<b>ED/QI/008 Primary 5-14 Writing [Percentage of pupils in P3, P4, P6 and P7 achieving the appropriate 5-14 level for their stage in Writing]</b>	<b>Current status</b>	
---	-----------------------	---



Year	Value	
2007/08	76%	
2008/09	78%	
Year	Value	Target
2009/10	75%	79%

2009/10 data (from the 2008/9 school session) shows WDC at 75%, a 3% decline from the previous year and 3% below the local authority 5-14 data sharing consortium average of 84%. The target was missed by 4%.

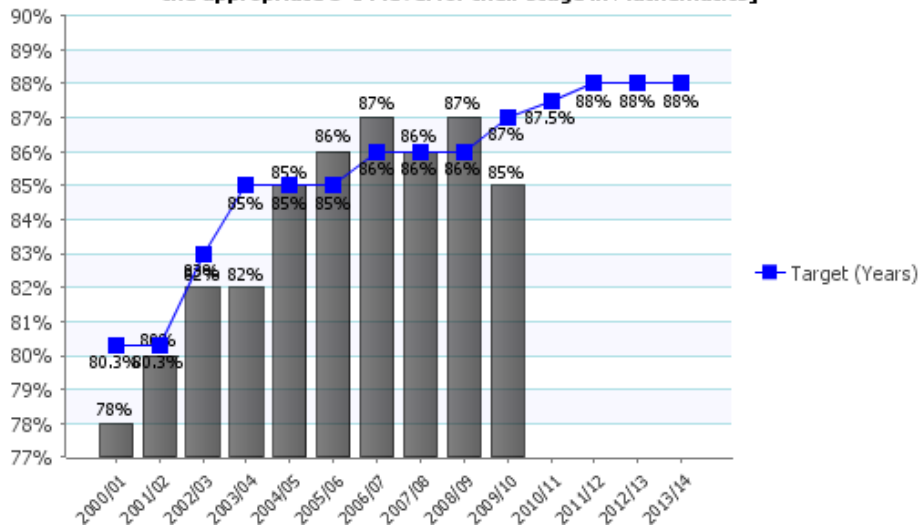
<b>Managed By</b>	Terry Lanagan	<b>Assigned To</b>	Sandra Love
<b>Linked Actions</b>		<b>Status</b>	<b>Progress Bar</b>
Refine monitoring and management of attainment data and develop systems to measure achievement			<div style="border: 1px solid black; width: 100px; height: 20px; background-color: #e0e0e0; position: relative;"> <span style="position: absolute; left: 0; top: 0; bottom: 0; right: 0; background-color: #add8e6; width: 33%;"></span> <span style="position: absolute; right: 0; top: 0; bottom: 0; font-size: 10px;">33%</span> </div>
Develop strategies to improve the quality of learning and teaching			<div style="border: 1px solid black; width: 100px; height: 20px; background-color: #add8e6; position: relative;"> <span style="position: absolute; left: 0; top: 0; bottom: 0; right: 0; background-color: #add8e6; width: 100%;"></span> <span style="position: absolute; right: 0; top: 0; bottom: 0; font-size: 10px;">100%</span> </div>

**ED/QI/009 Primary 5-14 Mathematics [Percentage of pupils in P3, P4, P6 and P7 achieving the appropriate 5-14 level for their stage in Mathematics]**

Current status



**ED/QI/009 Primary 5-14 Mathematics [Percentage of pupils in P3, P4, P6 and P7 achieving the appropriate 5-14 level for their stage in Mathematics]**



2009/10 data (from the 2008/9 school session) shows WDC at 85%, a 2% decline from the previous year and 1% below the local authority 5-14 data sharing consortium average of 84%. The target was missed by 2%.

	Value	
2007/08	86%	
2008/09	87%	
	Value	Target
2009/10	85%	87%

**Managed By** Terry Lanagan

**Assigned To** Sandra Love

**Linked Actions**

**Status** **Progress Bar**

Refine monitoring and management of attainment data and develop systems to measure achievement

▶ 33%

Develop strategies to improve the quality of learning and teaching

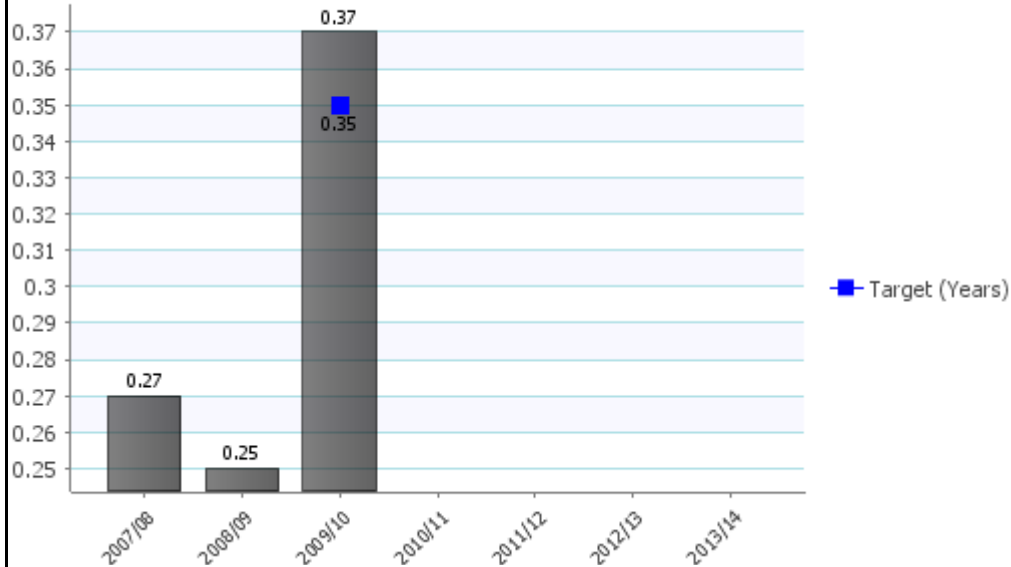
✔ 100%

**CS/FICT/SPI1/007 Total cost of the procurement function as a percentage of total organisational expenditure**

Current status



**CS/FICT/SPI1/007 Total cost of the procurement function as a percentage of total organisational expenditure**



	Value	
2007/08	0.27	
2008/09	0.25	
	Value	Target
2009/10	0.37	0.35

2009/10 value is estimated as final processing of data through Scottish Procurement Information Hub is not yet complete.

**Managed By** David Connell

**Assigned To** Alison Wood

**Linked Actions**

**Status**

**Progress Bar**

Review transaction and monthly card limits annually



100%

Update Corporate Procurement Strategy



0%