


















Appendix 1: Education Delivery Plan 2021/22 – Year-end Progress

	1. A strong local economy and improved job opportunities
--	--

	Increased skills for life and learning
--	--

Performance Indicator	2020/21	2021/22					Owner	
	Value	Status	Value	Target	Short Trend	Long Trend		Note
Secondary school attendance rate (S1-S5). Sixth year pupils are not included as they are beyond the age of compulsory schooling.	91.8%		84.9%	91%			Claire Cusick	
Primary school attendance rate	94.7%		91.9%	95%			Claire Cusick	
Cases of exclusion per 1,000 school pupils	26			40			WDC data on exclusions during the 2021-22 school session are showing exclusion incidents per 1,000 pupils for that session increased by 8 from the previous school session to 26. The figure is 14 below the target of 40. Data is published by the Scottish Government biannually and 2021-22 data will not be published. Therefore, no comparison can be made with other authorities or with National data.	Claire Cusick
Primary Exclusion (days lost per 1,000 pupils) NEW	8.7		7.0				Data for this indicator comes from a bi-annual Scottish Government data collection. No data will be recorded for school session 2021-22.	Derek McGlynn
Secondary Exclusion (days lost per 1,000 pupils) NEW	38.0		64.6				Data for this indicator comes from a bi-annual Scottish Government data collection. No data will be recorded for school session 2021-22.	Derek McGlynn
Percentage of educational establishments receiving positive	0%			100%			Inspection programme stopped during pandemic. Programme has recommenced in	Julie McGrogan

Performance Indicator	2020/21	2021/22					Owner	
	Value	Status	Value	Target	Short Trend	Long Trend		Note
inspection reports							September 2022.	
Cost per primary school pupil £	£6,867.00				?	?	2021/22 data for LGBF indicators will not be available until 2023 following publication by the Improvement Service.	Laura Mason
Cost per secondary school pupil £	£7,695.00				?	?	2021/22 data for LGBF indicators will not be available until 2023 following publication by the Improvement Service.	Laura Mason
Cost per pre-school place £	£9,528.00				?	?	2021/22 data for LGBF indicators will not be available until 2023 following publication by the Improvement Service.	Laura Mason
% of pupils gaining 5 + awards at level 5	61%				?	?	2021/22 data for LGBF indicators will not be available until 2023 following publication by the Improvement Service.	Andrew Brown
% of pupils gaining 5+ awards at level 6	33%				?	?	2021/22 data for LGBF indicators will not be available until 2023 following publication by the Improvement Service.	Andrew Brown
% pupils in 20% most deprived areas getting 5+ awards at level 5	45%				?	?	2021/22 data for LGBF indicators will not be available until 2023 following publication by the Improvement Service.	Andrew Brown
% pupils in 20% most deprived areas getting 5+ awards at level 6	21%				?	?	2021/22 data for LGBF indicators will not be available until 2023 following publication by the Improvement Service.	Andrew Brown
% of Adults Satisfied with local schools	N/A				?	?	Local authority level data has not been published for this indicator by Scottish Government/Improvement Service for 2021. 2021/22 data for LGBF indicators is not due to be published until 2023.	Andrew Brown
Percentage of school leavers in positive and sustained destinations	90.99%			92.6%	?	?	2021/22 data for LGBF indicators will not be available until 2023 following publication by the Improvement Service.	Susie Byrne
Overall Average Total Tariff	895				?	?	SQA data is released in August followed by the Scottish Government's benchmarking tool, Insight, in mid-September at which point the 2021/22 data will be available. WDC's comparative performance against other local authorities will be available in February 2023 following publication of the	Derek McGlynn

Performance Indicator	2020/21	2021/22					Owner	
	Value	Status	Value	Target	Short Trend	Long Trend		Note
							Local Government Benchmarking Framework by the Improvement Service.	
Average Total Tariff SIMD Quintile 1	676			722	?	?	SQA data is released in August followed by the Scottish Government's benchmarking tool, Insight, in mid-September at which point the 2021/22 data will be available. WDC's comparative performance against other local authorities will be available in February 2023 following publication of the Local Government Benchmarking Framework by the Improvement Service.	Derek McGlynn
Average Total Tariff SIMD Quintile 2	912			950	?	?	SQA data is released in August followed by the Scottish Government's benchmarking tool, Insight, in mid-September at which point the 2021/22 data will be available. WDC's comparative performance against other local authorities will be available in February 2023 following publication of the Local Government Benchmarking Framework by the Improvement Service.	Derek McGlynn
Average Total Tariff SIMD Quintile 3	1,100			1,000	?	?	SQA data is released in August followed by the Scottish Government's benchmarking tool, Insight, in mid-September at which point the 2021/22 data will be available. WDC's comparative performance against other local authorities will be available in February 2023 following publication of the Local Government Benchmarking Framework by the Improvement Service.	Derek McGlynn
Average Total Tariff SIMD Quintile 4	1,121			1,250	?	?	SQA data is released in August followed by the Scottish Government's benchmarking tool, Insight, in mid-September at which point the 2021/22 data will be available. WDC's comparative performance against other local authorities will be available in February 2023 following publication of the Local Government Benchmarking Framework by the Improvement Service.	Derek McGlynn
Average Total Tariff SIMD Quintile 5	1,315			1,170	?	?	SQA data is released in August followed by the Scottish Government's benchmarking	Derek McGlynn

Performance Indicator	2020/21	2021/22					Owner	
	Value	Status	Value	Target	Short Trend	Long Trend		Note
							tool, Insight, in mid-September at which point the 2021/22 data will be available. WDC's comparative performance against other local authorities will be available in February 2023 following publication of the Local Government Benchmarking Framework by the Improvement Service.	
% of P1, P4 and P7 pupils combined achieving expected CFE Level in Literacy	62%						2021/22 data for LGBF indicators will not be available until 2023 following publication by the Improvement Service.	Julie McGrogan
% of P1, P4 and P7 pupils combined achieving expected CFE Level in Numeracy	72%						2021/22 data for LGBF indicators will not be available until 2023 following publication by the Improvement Service.	Julie McGrogan
Literacy Attainment Gap (P1,4,7 Combined) - percentage point gap between the least deprived and most deprived pupils	18%						2021/22 data for LGBF indicators will not be available until 2023 following publication by the Improvement Service.	Julie McGrogan
Numeracy Attainment Gap (P1,4,7 Combined) - percentage point gap between the least deprived and most deprived pupils	17%						2021/22 data for LGBF indicators will not be available until 2023 following publication by the Improvement Service.	Julie McGrogan
Percentage of pupils achieving expected levels in Writing by P7	N/A						2021/22 data for LGBF indicators will not be available until 2023 following publication by the Improvement Service.	Julie McGrogan
School Attendance Rates (per 100 pupils)	90.4%			0%			Data for this indicator comes from a bi-annual Scottish Government data collection. No data will be recorded for school session 2021-22.	Claire Cusick
School Attendance Rates for Looked After Children (per 100 Looked After Children)	N/A			0%			Data for this indicator comes from a bi-annual Scottish Government data collection. No data will be recorded for school session 2021-22.	Claire Cusick
School Exclusion Rates (per 1000 pupils)	17.89			0			Data for this indicator comes from a bi-annual Scottish Government data collection. No data will be recorded for school session 2021-22.	Claire Cusick
School Exclusion Rates for Looked After Children (per 1000 looked after	N/A			0			Data for this indicator comes from a bi-annual Scottish Government data collection.	Claire Cusick

Performance Indicator	2020/21	2021/22					Owner	
	Value	Status	Value	Target	Short Trend	Long Trend		Note
children)							No data will be recorded for school session 2021-22.	
Participation Rate for 16-19 year olds (per 100)	90.8%				?	?	2021/22 data for LGBF indicators will not be available until 2023 following publication by the Improvement Service.	Susie Byrne

Action	Status	Progress	Due Date	Note	Owner
Increase attainment and positive destinations		<input type="text" value="54%"/>	30-Jun-2023	Progress made on BGE attainment. Insight will be updated mid-September with SQA data, and again in February with leaver destinations.	Andrew Brown; Julie McGrogan

Risk	Description	Current Assessment	Target Assessment	Date Reviewed	Note	Owner
Increase Attainment and Positive Destinations	This risk concerns the delivery of the key areas within the Scottish Governments agenda for improvement The risk concerns the delivery of approaches to the development of skills for learning, life and work. The delivery of revised learner pathways in the Senior Phase, and the increase in the number of young people entering positive destinations.			06-Jan-2022	A working group are reviewing parental involvement and engagement alongside west partnership partners. They are taking cognisance of the impact of covid and challenges this presents to amend the model promoted.	Andrew Brown; Julie McGrogan
Failure to implement broad-ranging school improvement to raise attainment and achievement	This risk concerns the delivery of excellence and equity for our young people to support them to attain and achieve at the highest level. In particular, it is aimed at bridging the attainment gap and breaking the cycle of disadvantage. This also includes the focus on intervention at early years to improve life chances at all points on the learning journey. A key driver is the Council's participation in the Scottish Attainment Challenge which will be delivered over 4-years from 2015. Year 3 commenced in April 2017 and will bring together the workstreams to deliver a self improving school system programme.			07-Dec-2021	Building on achievements made since 2015 the service is developing plans to both accelerate and embed progress in academic sessions 2021/22 and 2022/23, these plans are being reviewed to reflect the refreshed SAC programme. The key risk to ongoing progress is SG's plan for a tapered SAC funding model between 2022 to 2026.	Julie McGrogan

P 2. Supported individuals, families and carers living independently and with dignity

Ob Enhanced life chances

Performance Indicator	2020/21	2021/22					Owner	
	Value	Status	Value	Target	Short Trend	Long Trend		Note
% of funded Early Years Provision which is graded good or better	87.5%			95%	?	?	93% of ELC are evaluated at good and above.	Kathy Morrison

Action	Status	Progress	Due Date	Note	Owner
Deliver the best start in learning		<div style="width: 90%;"><div style="background-color: #4a7ebb; color: white; padding: 2px;">90%</div></div>	31-Dec-2022	On track with delivery of projects.	Kathy Morrison

Risk	Description	Current Assessment	Target Assessment	Date Reviewed	Note	Owner
Deliver the Best Start in Learning	This risk concerns the revision of the timescale for the statutory delivery of the ELC entitlement to 1140 hours from August 2021 to August 2021. The quality of the entitlement must meet the National Standard Criteria.	<p>Likelihood</p> <p>Impact</p>	<p>Likelihood</p> <p>Impact</p>	28-Jul-2022	Children returned to full time ELC and almost all have not been adversely impacted.	Kathy Morrison
Failure to deliver the Early Years Agenda	Timescales for delivery of 1140 hours has been revised by the SG due to the impact of COVID 19 on progress with delivery. The statutory delivery date for eligible 2 year olds and all 3 and 4 year olds has been revised to August 2021. There is no risk to West Dunbartonshire Council as the statutory entitlement was delivered by May 2021 for all eligible 2 year olds and entitlement for all 3 and 4 year olds.	<p>Likelihood</p> <p>Impact</p>	<p>Likelihood</p> <p>Impact</p>	29-Jun-2022	The projects remaining are within the ELC plan with budget allocated.	Kathy Morrison

Ob Improved wellbeing

Action	Status	Progress	Due Date	Note	Owner
Improve the health and wellbeing of all children, young people and staff ensuring their rights and needs are met		<input type="text" value="43%"/>	30-Jun-2022	On track with programme of delivery of professional learning and school visits.	Claire Cusick; Christina Dunsmore

Risk	Description	Current Assessment	Target Assessment	Date Reviewed	Note	Owner
Improve the Health and Wellbeing of all Children, Young People and Staff Ensuring their Rights and Needs are Met	This risk concerns the implementation of the Health and Wellbeing Strategy as well as activities to support wellbeing in families.			25-Feb-2022	We have a range of professional learning being developed and undertaken, supports for staff and pupils in place across our settings which will address these needs and ensured a well trained workforce.	Claire Cusick

3. Meaningful engagement with active, empowered and informed citizens who feel safe and engaged

Strong and active communities

Action	Status	Progress	Due Date	Note	Owner
Review and improve support for reducing inequity		<input type="text" value="58%"/>	30-Jun-2023	On track. Scrutiny of PEF planning and project delivery.	Claire Cusick

Risk	Description	Current Assessment	Target Assessment	Date Reviewed	Note	Owner
Review and Improve Support for Reducing Inequality	This risk relates to the priority of the National Improvement Framework to ensure that opportunities are available to all, irrespective of their Scottish Index of Multiple Deprivation (SIMD) classification.			25-Feb-2022	<p>Robust school improvement processes and monitoring in place to support and challenge identification and interventions to narrow the gap.</p> <p>Equity working group leads school awareness of impacts of poverty and to support establishments in planning locally to address.</p> <p>Educational services play an integral role in Child Poverty Report and Planning.</p>	Claire Cusick

P 5. Efficient and effective frontline services that improve the everyday lives of residents

Ob A committed and skilled workforce

Action	Status	Progress	Due Date	Note	Owner
Develop empowered leadership to provide the highest quality of learning and teaching		<div style="width: 65%;"><div style="background-color: #4F81BD; color: white; padding: 2px;">65%</div></div>	28-Mar-2029	On track. Delivery of programme of professional learning, and improvement framework visits.	Claire Cusick; Julie McGrogan

Risk	Description	Current Assessment	Target Assessment	Date Reviewed	Note	Owner
Develop Empowered Leadership to Provide the Highest Quality of Learning and Teaching				25-Feb-2022	<p>Identified leadership pathways being planned. All establishments supported and challenged in ensuring leadership at all levels to support improvement and change.</p> <p>Collaborative planning with West Partnership has and will continue to support developments in this area via BME opportunities, HT induction planning, Into headship and thinking about headship courses and middle leadership opportunities.</p>	Claire Cusick; Julie McGrogan

Ob A continuously improving Council delivering best value

Action	Status	Progress	Due Date	Note	Owner
Promote digital service delivery		<div style="width: 28%;"><div style="background-color: #4F81BD; color: white; padding: 2px;">28%</div></div>	30-Jun-2022	Implementation has been impacted by delay to SEEMiS 'Schools' and 'Early Years' products, to replace the existing applications. Development has now been brought in-house by SEEMiS, after failure by contractor to meet milestones. Progress has been made with re-procurement of ParentPay and procurement of Teacher Booker to provide an online solution for supply teacher booking.	Andrew Brown

Risk	Description	Current Assessment	Target Assessment	Date Reviewed	Note	Owner
------	-------------	--------------------	-------------------	---------------	------	-------

Risk	Description	Current Assessment	Target Assessment	Date Reviewed	Note	Owner
Promote Digital Service Delivery	This risk relates to the need to deliver more efficient services and in keeping pace with the digital expectations of service users.	 Likelihood Impact	 Likelihood Impact	06-Jan-2022	Implementation has been impacted by delay to SEEMiS 'Schools' and 'Early Years' products. Whilst existing solution continue to work, they are long overdue for replacement, and continue the need for legacy applications to support their use.	Andrew Brown






Ob Sustainable & attractive local communities




Action	Status	Progress	Due Date	Note	Owner
Provide a sustainable service		<input type="text" value="17%"/>	30-Jun-2024	On track with implementation of sustainability strategy.	Julie McGrogan




Risk	Description	Current Assessment	Target Assessment	Date Reviewed	Note	Owner
Provide a Sustainable Service	This risk concerns the entitlement for building values, attitudes, knowledge and skills to develop practices and take decisions compatible with a sustainable and equitable society.	 Likelihood Impact	 Likelihood Impact	06-Jan-2022	On track with programme of delivery. Range of projects being implemented by establishments following COP 26.	Julie McGrogan






Action Status	
	Cancelled
	Overdue; Neglected
	Unassigned; Check Progress
	Not Started; In Progress; Assigned
	Completed

PI Status	Long Term Trends	Short Term Trends
-----------	------------------	-------------------

	Alert
	Warning
	OK
	Unknown
	Data Only

	Improving
	No Change
	Getting Worse

	Improving
	No Change
	Getting Worse

Risk Status	
	Alert
	High Risk
	Warning
	OK
	Unknown