













Appendix 1 - Economic Development Strategy Action Plan 2022/27

Th	1. Stimulating economic investment and growing the business base
-----------	--



Ob	1.1 Increase the number of new start businesses
-----------	---

Performance Indicator	2021/22			2022/23				2023/24	Assigned To
	Value	Target	Status	Value	Target	Status	Note	Target	
H/ED/020 Number of businesses given advice and assistance to start up through Business Gateway	201	200		205	200		During 2022/23, 205 business start-ups were supported through the Business Gateway service which slightly exceeded the target of 200. The target for 2023/24 has reduced to 180 due to a reduction in team resources.	180	Gillian Scholes
H/ED/003 Number of businesses receiving start up grants	42	60		41	40		During 2022/23, 41 businesses received a start-up grant. This remains consistent with the figures over the previous couple of years. The target has decreased due to a reduction in budget available.	30	Gillian Scholes
H/ED/019 3 year survival rate (%) of new business starts	54.7%	60%		N/A	60%	N/A	The figure for businesses started in 2018 and surviving 3 years is 54.7% in WDC against Scotland average of 59%. Data for 2022/23 will be available late November 2023.	60%	Gillian Scholes
SECON05 No of business gateway start-ups per 10,000 population	22.9	21.98		23.19	21.98		The number of business start-ups per 10,000 population increased slightly in 2022/23 to 23.19.	19.78	Gillian Scholes

Ob	1.2 Assist our local businesses to recover and grow
-----------	---







Performance Indicator	2021/22			2022/23				2023/24	Assigned To
	Value	Target	Status	Value	Target	Status	Note	Target	
H/ED/021 Number of businesses assisted with Council business support intervention	81	100		75	80		During 2022/23, the number of businesses assisted with a business grant decreased slightly from 81 to 75. The target has been reduced due to a reduction in budget available.	40	Gillian Scholes
H/ED/017 Business stock per 10,000 of adult population (16+)	279	260		N/A	260	N/A	Business Stock for 2021/22 period has slightly decreased for the WDC area. The figure for 2022/23 will be available in late November 2023.	260	Gillian Scholes
H/ED/04 No of Growth Advisory Service (GAS) businesses supported through the Business Gateway service	42	40		41	40		During 2022/23, the Business Support team supported 41 growth businesses with a growth action plan. The target for 2023/24 has been reduced due to a reduction in team resources.	30	Gillian Scholes

Ob	1.3 Increase the adoption of digital technology
-----------	---



Performance Indicator	2021/22			2022/23				2023/24	Assigned To
	Value	Target	Status	Value	Target	Status	Note	Target	
SECON08 Proportion of properties receiving superfast broadband	98%	100%		99.5%	100%		In 2022/23, 99.5% of properties in WDC area received superfast broadband compared to 95.5% of properties in Scotland.	100%	Gillian Scholes

Th	2. Establishing an inclusive economy by improving the skills of our people and supporting them into work
-----------	--

Ob	2.1 Assisting people back into work
-----------	-------------------------------------



Performance Indicator	2021/22			2022/23			Note	2023/24	Assigned To
	Value	Target	Status	Value	Target	Status		Target	
CED/CP/007 Employment rate	73.9%	72.5%		75%	72.5%		The most recent data at 14th April 2023 relates to the period October 2021 to September 2022. The employment rate for West Dunbartonshire was 75.2%. The comparative rate for Scotland was 74.5% and Great Britain 75.5% in the same period, whilst neighbouring Glasgow was 72.4%.	72.5%	Stephen Brooks
H/EDSTRATEGY/2 Number of local people receiving support through Working 4U	6,870	6,310		9,160	6,592		We anticipated that we would support 6,592 people during the course the year. In the current year, taking into account changes in the service that include a reduction in the numbers of staff and transfer of the Communities Team we anticipate that we will support approximately 6,000 people with employability, learning and benefit/debt support. In quarter 1 we have supported 2,258 people and are on course to meet our target.	5,626	Clare English; Clare Henry
H/EDSTRATEGY/4 Number of local people in NEET group	352	354		548	354		Target exceeded for 22/23 with 548 NEET young people accessing a range of W4U services. The continuing development of the Apprenticeship Pathway, including The Apprenticeship Investment Fund, No One Left	354	Clare English; Clare Henry

Performance Indicator	2021/22			2022/23				2023/24	Assigned To
	Value	Target	Status	Value	Target	Status	Note	Target	
							behind/Young Persons Guarantee, ESF and SDS Apprenticeship programmes have all contributed to an ongoing increase NEET group taking part in employability activities. Youth Learning continues to support young people with their personal, social and educational development including NEET young people in West Dunbartonshire.		
H/EDSTRATEGY/5 Number of participants with disabilities or health issues	3,669	3,157		4,571	3,112		W4U services continue to offer support to those facing disadvantage in accessing opportunities including those with a disability or health issue. This includes those with mental health concerns. Staff are trained and experienced in supporting service users and can signpost to specialist services as required. Specialist support is also procured through the No One Left Behind funding for Employability Services.	2500	Clare English; Clare Henry
H/EDSTRATEGY/6 Number of local people entering employment through Working 4U	420	294		420	400		Given our role in supporting the most vulnerable sections of the public, including those most likely to be affected by poverty and disadvantage, who are most difficult to reach and help, we had set a stretch target for supporting people into work. However, during the course of the year we exceeded our anticipated progress and supported 420 people to secure employment.	407	Clare English; Clare Henry
H/EDSTRATEGY/7 Number of local people entering education or training	993	785		1,469	930		We anticipated that we would support 930 people to enter education or training. However, through our efforts to connect in formal and informal settings we have supported 1,469 people to secure a qualification. This will assist learners to achieve their learning ambitions and progress	713	Clare English; Clare Henry

Performance Indicator	2021/22			2022/23				2023/24	Assigned To
	Value	Target	Status	Value	Target	Status	Note	Target	
							towards and into employment.		
H/EDSTRATEGY/8 Number of local people in employment six months after leaving	173	181		245	190		Working 4U teams supported 218 people to remain in work during 22/23 exceeding the target of 190. For 23/24 we have set a target of 194. However, this indicator was established as a part of the requirements for the use of European Social Funds. This programme will be reducing in scale and replaced with UK Shared Prosperity funds. The target associated with remaining in work will still be required but reported as a status result i.e. the person is in employment at the six month stage but not necessarily in the same job. Status reporting is also a requirement of the Scottish Government no One Left Behind funding. We will continue to report on sustainment but will move to status reporting in line with funder requirements.	194	Clare English; Clare Henry

Ob

2.2 Meeting the skills needs for growth businesses

Performance Indicator	2021/22			2022/23				2023/24	Assigned To
	Value	Target	Status	Value	Target	Status	Note	Target	
H/ED/022 Number of business employees trained	86	100		35	50		During 2022/23, 35 business employees were assisted with a training grant. This grant will not be available during 2023/24 due to a reduction in the service budget.	N/A	Gillian Scholes



2.3 Supporting young people in their transition to work

Performance Indicator	2021/22			2022/23				2023/24	Assigned To
	Value	Target	Status	Value	Target	Status	Note	Target	
CED/EDSTRATEGY/1 Number of modern apprenticeships	64	81		81	81		The Modern Apprenticeship programme supports young people to undertake an industry recognised qualification as they work, taking between 9 months to 4 years. An MA is available to candidates over 25 years who can access upskilling opportunities in a range of qualifications helping internal Council departments and private employers to support business needs and with workforce succession planning. A total of 81 new MA's have been supported in the contract year 22/23 within various internal Council services and also Private Sector organisations. These include current staff within internal council services and private sector who are upskilling within their current role. We currently have live recruitment for MA's with further plans for MA recruitment to support employers resulting in more MA's being registered in our new contract year.	79	Clare English; Clare Henry
H/ED/11 Percentage of young people (16-19) in Education Employment or training	90.1%	90%		93%	90%		The latest Skills Development Scotland Annual Participation Measure, was published 31 August 2022 and not due to be updated until August 2023, It shows an overall decrease in participation rate for 16-19 year olds from 90.8% in 2021 to 90.1% in 2022; a drop of 0.7 percentage points. The participation rate for all 16-19 year olds across Scotland was 92.4%.	90%	Lorraine MacLeod

Performance Indicator	2021/22			2022/23				2023/24	Assigned To
	Value	Target	Status	Value	Target	Status	Note	Target	
							<p>The percentage participating in education fell by 2.9% to 70.2%; participating in other training & development fell by 0.4% to 1.5%; and participating in employment rose by 2.6% to 18.4%. West Dunbartonshire were above the Scottish participation rate of 17.5% for participating in employment.</p> <p>https://www.skillsdevelopmentscotland.co.uk/media/49489/annual-participation-measure-2022-report.pdf</p> <p>https://www.skillsdevelopmentscotland.co.uk/publications-statistics/statistics/annual-participation-measure/?page=1&statisticCategoryId=7vder=date-desc</p> <p>The latest Skills Development Scotland Annual Participation Measure, was published August 2023. Of 3,976 young people aged 16-19 in West Dunbartonshire 2.1% had an unconfirmed status, the same rate as Scotland overall.</p> <p>It shows an increase in participation rate for 16-19 year olds from 90.1% in 2022 to 93% in 2023; an increase of 1.9 percentage points. The participation rate for all 16-19 year olds across Scotland was 94.3%.</p> <p>The percentage participating in education fell by 1% from 70.2% in 2022 to 69.2% in 2023. The rate for Scotland was 71.3%.</p> <p>Participating in other training & development increased by 0.6% from 1.5% in 2022 to 2.1% in 2023. The rate for Scotland was 1.6%.</p> <p>Participating in employment rose by</p>		

Performance Indicator	2021/22			2022/23				2023/24	Assigned To
	Value	Target	Status	Value	Target	Status	Note	Target	
							3.3% from 18.4% in 2022 to 21.7% in 2023. The rate for Scotland was 21.4%. There was a decrease in the not participating rate from 6.2% in 2022 to 4.9% in 2023. The rate for Scotland was 3.6%.		

Ob	2.4 Improving core employability skills
-----------	---

Performance Indicator	2021/22			2022/23				2023/24	Assigned To
	Value	Target	Status	Value	Target	Status	Note	Target	
H/EDSTRATEGY/9 Number of local people gaining a full qualification	580	498		756	618		We anticipated that we would support 618 people to secure a qualification this was based on addressing the challenges we faced when emerging from COVID restrictions. However, we exceeded our expectations and supported 756 people to secure a qualification. This achievement rests on integrated work between employability and Youth and Adult Learning to ensure that everyone who wants a qualification is supported in an appropriate way.	369	Clare English; Clare Henry

Th	3. Create a prosperous place where people choose to live, work & invest
-----------	---

Ob	20 Minute Neighbourhoods
-----------	--------------------------

Action	Status	Progress	Due Date	Comment	Assigned To
R&R/ED/23-24/005 Deliver the Connecting Dumbarton project		<div style="border: 1px solid black; width: 100px; height: 20px; background-color: #4a86e8; color: white; display: flex; align-items: center; justify-content: center;">25%</div>	31-Mar-2024	Works on site progressing as planned, some changes in phasing implemented. Completion date Dec 2023 however some minor delays may occur.	Magda Swider

Ob	Delivering Homes for the Future
-----------	---------------------------------

Action	Status	Progress	Due Date	Comment	Assigned To
R&R/ED/23-24/002 Progress the delivery of the multi-year Queens' Quay redevelopment and regeneration		<div style="border: 1px solid black; width: 100px; height: 20px; background-color: #ccc; display: flex; align-items: center; justify-content: center;">0%</div>	31-Mar-2024	Discussions with the landowner and housing providers continuing, however progress is slower than anticipated.	Gillian McNamara



Ob	Empower & engage with our communities
-----------	---------------------------------------

Action	Status	Progress	Due Date	Comment	Assigned To
R&R/ED/23-24/007 Identify and develop Place Based Investment Programme (PBIP) projects in conjunction with communities in Alexandria		<div style="border: 1px solid black; width: 100px; height: 20px; background-color: #4a86e8; color: white; display: flex; align-items: center; justify-content: center;">33%</div>	31-Mar-2024	Engaging with CATRA to develop improvements to Alexander Street which links to the following Alexandria Masterplan projects: Green Heritage Corridors and Active Travel Network.	Magda Swider

Ob	Place-making
-----------	--------------




Action	Status	Progress	Due Date	Comment	Assigned To
R&R/ED/23-24/004 Progress the Artizan redevelopment in Dumbarton town centre		<div style="border: 1px solid black; width: 100px; height: 20px; background-color: #4a86e8; color: white; display: flex; align-items: center; justify-content: center;">33%</div>	31-Mar-2024	Statutory pre- application process completed, Planning Permission in Principle application expected to be submitted later in 2023, following the IRED approval. Design team with detailed Masterplan design.	Magda Swider
R&R/ED/23-24/006 Deliver the Smollet Fountain refurbishment in Alexandria		<div style="border: 1px solid black; width: 100px; height: 20px; background-color: #4a86e8; color: white; display: flex; align-items: center; justify-content: center;">66%</div>	31-Mar-2024	Works progressing on site and expected to be finished in January 2024	Magda Swider



Ob	Strategic Sites
-----------	-----------------

Action	Status	Progress	Due Date	Comment	Assigned To
R&R/ED/23-24/001 Progress the delivery of the multi-year Exxon City Deal project		<div style="border: 1px solid black; width: 80px; height: 15px; background-color: #4F81BD; color: white; display: flex; align-items: center; justify-content: center;">33%</div>	31-Mar-2024	Planning application expected to go to Committee in November. Council officers continue to seek additional funding from City Region to contribute towards the costs of the project. Contractual information being produced for presentation to Council so that the project can start on site early 2024.	Gillian McNamara
R&R/ED/23-24/003 Deliver the District Heating network expansion		<div style="border: 1px solid black; width: 80px; height: 15px; background-color: #4F81BD; color: white; display: flex; align-items: center; justify-content: center;">0%</div>	31-Mar-2024	West College Scotland Board approved the connection to the network in February, programmed for August - September 2023. Following the preparation of a new business plan for the network, Golden Jubilee Hospital has secured funding to make the adaptations necessary in the hospital and hotel estate; Council has applied for funding towards network infrastructure costs	Gillian McNamara

Th	4. Addressing climate change and supporting a green recovery
-----------	--




Ob	4.1 Addressing climate change
-----------	-------------------------------

Action	Status	Progress	Due Date	Comment	Assigned To
CCS-AP/22-23/002 Develop a Renewable Energy Strategy for West Dunbartonshire		<div style="border: 1px solid black; width: 80px; height: 15px; background-color: #4F81BD; color: white; display: flex; align-items: center; justify-content: center;">0%</div>	31-Mar-2023	The Planning Service has not been able to allocate resources to this task owing to prioritisation of tasks relating to statutory planning requirements such as the Local Development Plan, Planning Guidance and NPF4.	Alan Williamson
CCS-AP/22-23/004 Develop a new Waste Strategy which incorporates Circular Economy and Waste Reduction.		<div style="border: 1px solid black; width: 80px; height: 15px; background-color: #4F81BD; color: white; display: flex; align-items: center; justify-content: center;">100%</div>	31-Mar-2023	The waste strategy was approved at council in August and Faithful + Gould have been instructed to carry out a new feasibility study via the Scape framework.	Jenna McCrum
CCS-AP/22-23/009 Review existing data and literature to inform the development of a new Local Biodiversity Action Plan (LBAP) by March 2024.		<div style="border: 1px solid black; width: 80px; height: 15px; background-color: #4F81BD; color: white; display: flex; align-items: center; justify-content: center;">100%</div>	31-Mar-2023	Existing data and literature has been reviewed to inform the development of a new Local Biodiversity Action Plan.	Gillian Neil

Action	Status	Progress	Due Date	Comment	Assigned To
CCS-AP/22-23/014 Work with communities to confirm / establish interest in a Climate Change Community Forum.		<div style="width: 100%;"><div style="width: 100%; background-color: #4f81bd; color: white; text-align: center;">100%</div></div>	31-Mar-2023	In line with the Community Empowerment Communication Strategy development, a survey has been shared with community members, partners and groups requesting their opinion on whether a Community Climate Change Forum is required, if they would like to be involved in shaping such a forum and to what extent climate change plays a role in their community activity. This survey is live and will stay open until the end of August 22 to allow school pupils the opportunity to complete on their return from the summer break. Following the survey, a number of community organisations and community members identified themselves as interested in meeting to discuss climate and environmental issues at a community level. Several meetings took place and a community- led eco fair was staged in Alexandria in June 23. Next stage is to draft terms of reference to enable the group to engage and influence the Climate Change Strategy as partners.	Clare English; Colin Smith
CCS-AP/22-23/017 Carry out feasibility studies and analysis to inform the construction of a new Materials/Resources Transfer Station for West Dunbartonshire.		<div style="width: 100%;"><div style="width: 100%; background-color: #4f81bd; color: white; text-align: center;">100%</div></div>	31-Mar-2025	Action complete. We are now looking to go out to the market for a design and build contract. - as per JMCC 5/6/23	Jenna McCrum

Ob

4.2 Supporting the wider green economy

Action	Status	Progress	Due Date	Comment	Assigned To
CCS-AP/22-23/011 Support West Dunbartonshire businesses in becoming carbon neutral and climate resilient		<div style="width: 100%;"><div style="width: 100%; background-color: #4f81bd; color: white; text-align: center;">100%</div></div>	31-Mar-2023	Continuing to support local businesses to reduce their carbon footprint. Currently working with Strathclyde University to provide carbon baseline assessments funded through UK Shared Prosperity Fund.	Gillian Scholes
CCS-AP/22-23/012 Consider the potential of vacant/derelict land for green network purposes and implement a green infrastructure first approach on development sites		<div style="width: 100%;"><div style="width: 100%; background-color: #4f81bd; color: white; text-align: center;">100%</div></div>	31-Mar-2023	The suitability of vacant and derelict land for green network purposes forms part of the annual vacant and derelict land survey. A green infrastructure first approach to development sites is promoted by the Council's Local Development Plan (LDP2).	Alan Williamson
R&N/23-24/R&T/01 Develop an Implementation Strategy and expansion plan for EV charging points		<div style="width: 33%;"><div style="width: 33%; background-color: #4f81bd; color: white; text-align: center;">33%</div></div>	31-Mar-2024	Action progressing as planned. The service continues to work as part of the wider GCC region group with consultant engaged to develop region wide plan.	Liam Greene