

Supplementary Agenda



Housing and Communities Committee

Date: Wednesday, 23 August 2023

Time: 10:00 a.m.

Format: Hybrid Meeting

Contact: Email: nicola.moorcroft@west-dunbarton.gov.uk
committee.admin@west-dunbarton.gov.uk

Dear Member

ITEMS TO FOLLOW

I refer to the agenda for the above meeting which was issued on 10 August 2023 and now enclose a copy of **Item 7(A)** which was not available for issue at that time.

Yours faithfully

PETER HESSETT

Chief Executive

Note referred to:-

7 SCRUTINY REPORTS

(A) POLICE SCRUTINY REPORT

135 - 145

Submit report by the Divisional Commander, Police Scotland providing Members with an update for Quarter 1 on local policing in West Dunbartonshire.

Distribution:-

Councillor Ian Dickson
Councillor Gurpreet Singh Johal (Chair) Councillor David McBride
Councillor Jonathan McColl
Councillor Michelle McGinty
Councillor Jim McElhill
Councillor John Millar
Councillor Lawrence O'Neill
Councillor Lauren Oxley
Councillor Martin Rooney
Councillor Hazel Sorrell (Vice Chair) Councillor Sophie Traynor

All other Councillors for information

Chief Executive
Chief Officer – Housing and Employability
Chief Officer – Regulation and Regeneration
Chief Officer – Supply, Distribution and Property

Date issued: 17 August 2023



West Dunbartonshire Quarter. 1 Scrutiny Report 2023/24 Reporting Period: April—June 2023

Total Crime



+10.3%



256 Crimes

Incidents Recorded

+13.8%



+909*PYTD, -317*5YR AVG

Common Assault

+2.9%



+9*PYTD, +70*5YR AVG

Overall Dishonesty

+13.2%



+40*PYTD, +54*5YR AVG

Domestic Abuse Incidents

+12%



+38*PYTD, +15* 5YR AVG

Violent Crime

+16.7%



+8*PYTD, +12*5YR AVG

Sexual Crime

+12.1%



+7*PYTD, +17*5YR AVG

Road Deaths and Serious Injuries

-12.5%*



-1*PYTD

Disorder Complaints

+5.7%



+60*PYTD

Missing People

+9.1%*



+8*PYTD

Counter Terrorism



The National Terrorism Threat level is SUBSTANTIAL. This means that an attack is likely.

Housebreaking

-15.9%



-15*PYTD, -7*5YR AVG

West Dunbartonshire Performance Summary Report Reporting Period: April—June 2023



SECTION	PAGE NUMBER
Introduction	2
Executive Summary	3
Demand Analysis	4
Acquisitive Crime	5
Public Protection	6
Road Safety	7
Serious Organised Crime	8
Violence	9
Antisocial Behaviour	10
Public Confidence - Complaints & Allegations	11

Introduction

I am pleased to present this report to the Housing & Communities Committee for its information and consideration.






Please note that all data included in this report are management information and not official statistics. All data are sourced from Police Scotland internal systems and are correct as of date of publication. Unless stated otherwise numerical comparisons are against the previous five year average for the same data period specified.

POLICE SCOTLAND'S POLICING PRIORITIES 2023-2026

- Protecting vulnerable people
- Working with communities
- Tackling crime in the digital age
- Support for operational policing

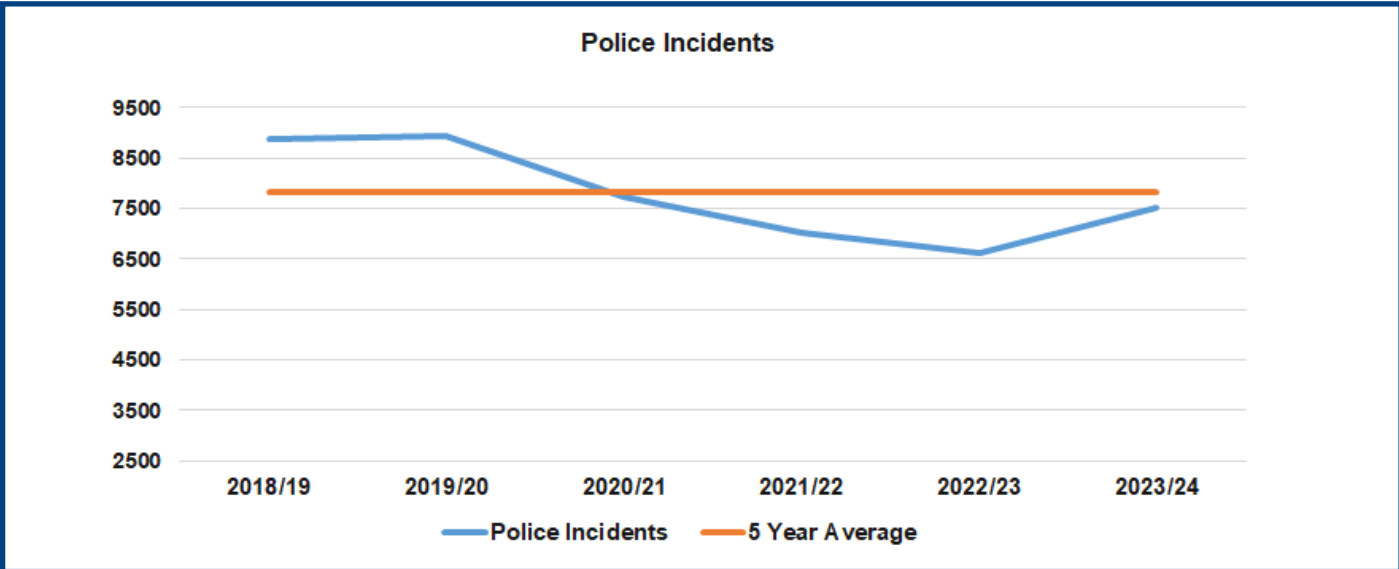
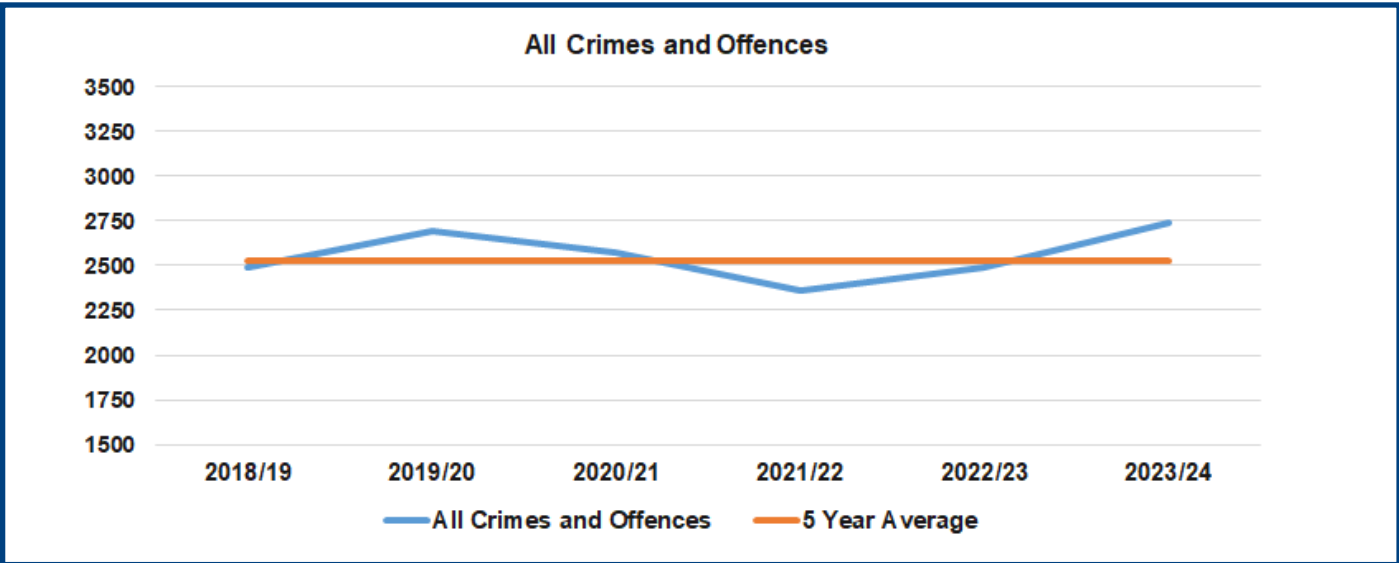
WEST DUNBARTONSHIRE POLICING PRIORITIES 2023-2026

1. Acquisitive Crime
2. Public Protection
3. Road Safety & Road Crime
4. Serious & Organised Crime
5. Violence & Anti-social behaviour

PRIORITY AREA	EXECUTIVE SUMMARY
Acquisitive Crime 	<p>At the end of Qtr. 1 acquisitive crimes show a 9.4% increase compared to the same period last year (+40), while the current figure (364) is also 13.2% above the previous 5 year average (410).</p> <p>Cost of living will undoubtedly impact on acquisitive crime but we continue to engage with partners seeking opportunities to signpost and support our community. The majority of recorded crimes appear to be both spontaneous and opportunistic. Analytical work is ongoing to support a renewed focus and governance around the issue to improve detection rates. Our rejuvenated Community Policing teams are being deployed in known hotspots providing high visibility reassurance. We continue to target all forms of acquisitive crime by adopting both preventative and proactive policing styles.</p>
Public Protection 	<p>Set against figures recorded at the end of Qtr. 1 last year, Group 2 sexual crimes have seen an increase of 12.1% with 65 crimes recorded compared to 58 last year (+7). The current figure is also 35.4% above the previous 5 year average (48). Both rape crimes and sexual assaults have seen slight increases compared to the previous year from 9 to 12 crimes (+3) and 19 to 23 crimes (+4) respectively. Both crimes remain above the previous 5 year average of 10.4 for rape and 18.2 for sexual assault. Of the 23 crimes recorded during Qtr. 1 around half (n=12) related to non-recent reports.</p> <p>We continue to deliver a victim centred approach engaging with partners to ensure safety planning and the welfare of those vulnerable individuals is prioritised. We continue to invest in our people to upskill ensuring they can deliver the best possible service.</p>
Road Safety & Road Crime 	<p>There was 1 fatal road traffic collision within West Dunbartonshire during Qtr. 1, which is unchanged from the position in 2022/23. Overall road casualties have seen a reduction from 17 to 16 compared to the PYTD. Serious injuries have reduced marginally from 7 to 6 and slight injuries remain unchanged from the previous year (n=9). Throughout the summer months, Police Scotland will continue prevention, education and enforcement activity in line with the national road safety activity calendar, working with partners through the road Safety governance group.</p>
Serious & Organised Crime 	<p>Across Argyll & West Dunbartonshire 11 persons linked to serious and organised crime have been arrested and £115,673 seized under the Proceeds of Crime Act (POCA).</p> <p>Numerous other targeted drugs searches have taken place across our community resulting in significant seizures of drugs, property and money. Our specialist officers are utilising all available legislation and investigative opportunities to target Serious and Organised Crime.</p>
Violence & Anti-social behaviour 	<p>Figures recorded at the end of Qtr. 1 show a 16.7% increase (+8) in Group 1 crimes of violence compared to the PYTD. In addition, the current figure of 56 is above the previous 5 year average (43.6).</p> <p>ASB related crimes have seen a decrease of 6.7% (-49) while the current figure is also 10.2% below the previous 5 year average. We continue to target all forms of Violence and ASB by adopting both preventative and proactive policing styles. This proactivity has resulted in a notable increase in weapons detections at the end of Qtr.1 with 79 crimes recorded compared to 53 (+26) last year with the current figure also 30.8% above the previous 5 year average (n=60.4).</p>

DEMAND ANALYSIS - * PYTD - PREVIOUS YEAR TO DATE CYTD - CURRENT YEAR TO DATE

CRIME	PYTD *	CYTD *	INCIDENTS	PYTD	CYTD
Total Crimes & Offences	2488	2744	Total number of incidents	6610	7519



The total volume of crimes and offences recorded within West Dunbartonshire has increased by 10.3% (n=256) from the previous year and is above the previous 5 year average (+8.7%). With the exception of a 6.7% reduction in miscellaneous offences such as breach of the peace and alcohol related offences (n=47), the majority of crime types have seen an increase compared to PYTD: Group 1 Crimes of Violence (+16.7%) (n=8), Group 2 Sexual Crime (+12.1%) (n=7), Acquisitive Crime (+9.4%) (n=40), Crimes relating to vandalism, fire-raising and malicious mischief (+7.7%) (n=18) and offences relating to motor vehicles (+20.4%) (n=131). Crime levels have also seen notable increases on the previous 5 year average.

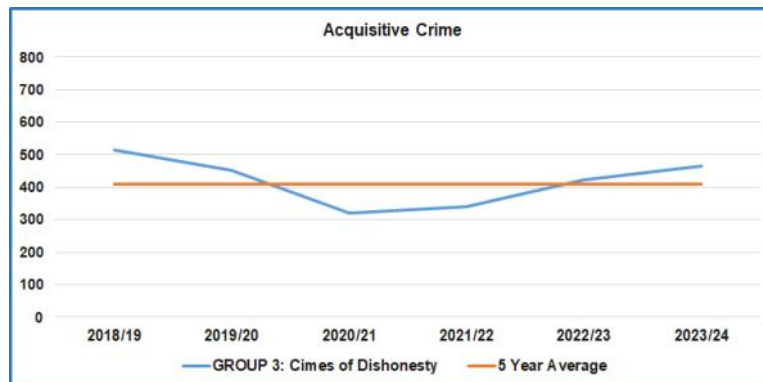
ACQUISITIVE CRIME DATA OVERVIEW



Much of the increase is attributed to a rise in common thefts from 110 to 150 crimes (+40) year on year, while motor vehicle crimes have also seen a notable increase of 40% (n=12). There has been an increase in thefts from motor vehicles including theft OLP with 32 crimes recorded compared to 13 PYTD (+19). This is largely due to a spate of crimes in the Renton and Alexandria areas involving a repeat known offender, who has now been arrested and charged with numerous offences.

Housebreaking crimes overall have seen a reduction of 30% from 50 to 35 crimes. Both fraud and shoplifting crimes have seen a marginal decrease compared to last year from 59 to 57 crimes and 146 to 143 crimes respectively but remains above the previous 5 year averages (42.2): fraud, (140.8): shoplifting.

The detection rate for acquisitive crime has remained fairly consistent year on year from 32.1% to 31%, while the current figure is slightly below the previous 5 year rate (36.5%). The detection rate for housebreaking has reduced by 16.6% from 28% to 11.4%, which in number terms equates to a reduction of 10 crimes, while the detection rate for vehicle crime has seen an increase of 15.2% and is currently at 45.2%, which is above the 5 year rate (32.8%).



**40% increase
In vehicle crime**



**30% decrease
In housebreakings**



**3.4% decrease
In fraud**

Forensic science continues to provide us with vital investigative opportunities. Our officers are trained to consider every opportunity available to utilise forensic science to reduce the impact of acquisitive crime within our communities and identify those responsible. Through community and partnership engagement, our officers seek out and promote the importance of community intelligence. This helps us target and plan local robust policing plans targeting perpetrators of acquisitive crime.

In May local officers delivered a retail crime event where retailers and small businesses from across West Dunbartonshire received advice from leading crime prevention experts about acquisitive crime and also personal safety advice and considerations.

Our community police officers are now embedded in all town centres across West Dunbartonshire. These officers provide high visibility reassurance and support to local communities. We have received great feedback and support from the local communities in relation to the positive impact these officers are making. We continue to use our Police Scotland Youth Volunteers (PSYV) across West Dunbartonshire. The PSYV are involved in a variety of community based support projects including, delivering crime prevention leaflets within known hot spot areas. Our Preventions team proactively seek out vulnerable premises and offer crime prevention advice. The team also reach out to victims of acquisitive crime offering support and bespoke crime prevention advice. We continue to utilise our social media channels by posting local crimes or risks pertinent to our communities to maximise prevention and detection opportunities.

PUBLIC PROTECTION



Set against figures recorded at the end of Qtr. 1 last year, Group 2 sexual crimes have seen a slight increase of 12.1% with 65 crimes recorded compared to 58 last year (+7), while the current figure is also 35.4% above the previous 5 year average (48). Both crimes of rape and sexual assaults have seen slight increases compared to the previous year from 9 to 12 crimes (+3) and 19 to 23 crimes (+4) respectively. Both crimes remain above the previous 5 year average of 10.4 for rape and 18.2 for sexual assault. Approx. 83% of all rape crimes occurred within a private space setting and 75% were committed by persons known to the victim with 4 crimes being domestic related. 83% of all sexual assaults occurred within a private dwelling with 92% being committed by persons known to the victim. Of the 23 crimes recorded during Qtr. 1 around half (n=12) related to non-recent reports. Five crimes were domestic related.

Crimes relating to indecent images/communications have also seen a slight increase year on year from 13 to 18 crimes with approximately 83% being committed by strangers to the victim.

The overall detection rate for Group 2 sexual crime has increased from 22.4% to 41.5% (+19.1%), which equates to an increase of 14 crimes and is in line with the previous 5 year rate (41.7%). Both the detection rates for rape and sexual assault have also seen notable increases from 0% to 50% and 21.1% to 43.5% respectively with both figures being above the 5 year rate of 44.2% for rape and 30.8% for sexual assault.

A total of 96 missing person reports have been recorded in West Dunbartonshire at the end of Qtr. 1, which is an increase from 88 (+8) the previous year. Reports relating to looked after children have seen the highest increase from 8 to 20 (+12) year on year.

Rape and sexual crime inquiries are often complex and difficult to investigate, evidence and progress to prosecution. We continue to work closely with our partners at Rape Crisis Scotland to ensure that victims have the confidence to be able to come forward and report both recent and non-recent crimes of this nature. An increase in reported crimes of this nature is hopefully reflective of that increased confidence to report.

Sexual Crime committed in a domestic setting is investigated by trained officers within the Domestic Abuse Investigation Unit who have knowledge of the wider specialisms in the investigation of domestic abuse. Our wider Public Protection departments have officers cross skilled in the investigation of domestic abuse, child protection and sexual crime and as such allows for us to flex resource to meet demand as seen in the increase of sexual crime reporting.

We continue to focus our efforts on prevention as well as detection. The West Dunbartonshire Violence against Woman Group (VAWG) partnership group has been reintroduced. This strategic group brings together a host of professional and third sector bodies to review and consider a response to violence against women and girls through collaborative working. Together agencies can more effectively safeguard women and children, intervene with men who perpetrate violence and take action to prevent violence from occurring in the first place. It is recognised that different aspects of public protection are often interlinked and that a coordinated and informed approach can have a positive impact in each of these areas.

We have successfully applied to a National Missing Person charity who will provide support to policing and partners across West Dunbartonshire. The charity will review practice to ensure that we are working collaboratively and effectively to reduce vulnerabilities and maximise safeguarding opportunities.

ROAD SAFETY & ROAD CRIME - DATA OVERVIEW

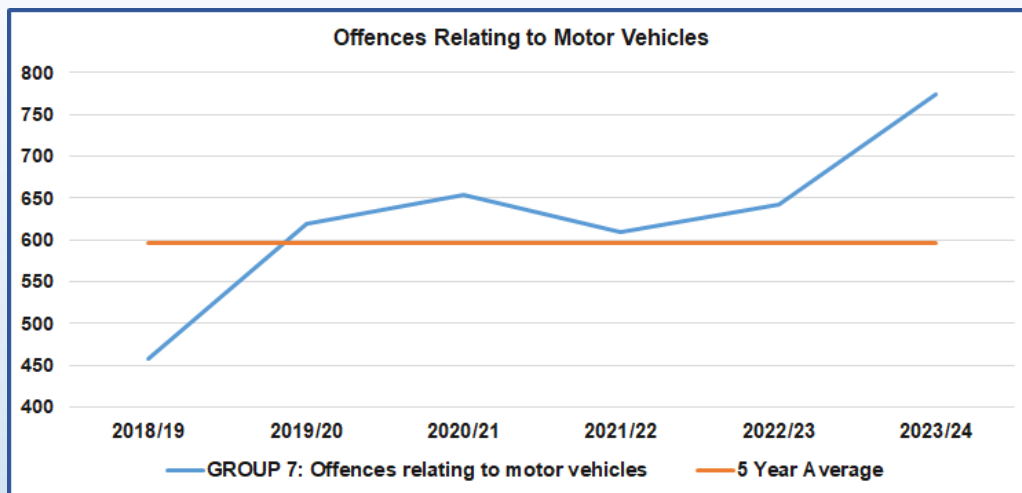
PRIORITY: REDUCE THE NUMBER OF PERSONS KILLED OR INJURED ON OUR ROADS

Road Traffic Casualties		2022/23	2023/24
	Number of persons killed on our roads	1	1
	Number of persons seriously injured	7	6
	Number of persons slightly injured	9	9
	Number of children seriously injured	0	0

Road Traffic Data: April—June 2023

There was one fatal road traffic collision within West Dunbartonshire during Qtr. 1, which is unchanged from the position in 2022/23. Overall road casualties have seen a marginal reduction from 17 to 16 compared to the PYTD. Serious injuries have reduced marginally from 7 to 6 and slight injuries remain unchanged from the previous year (n=9).

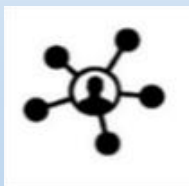
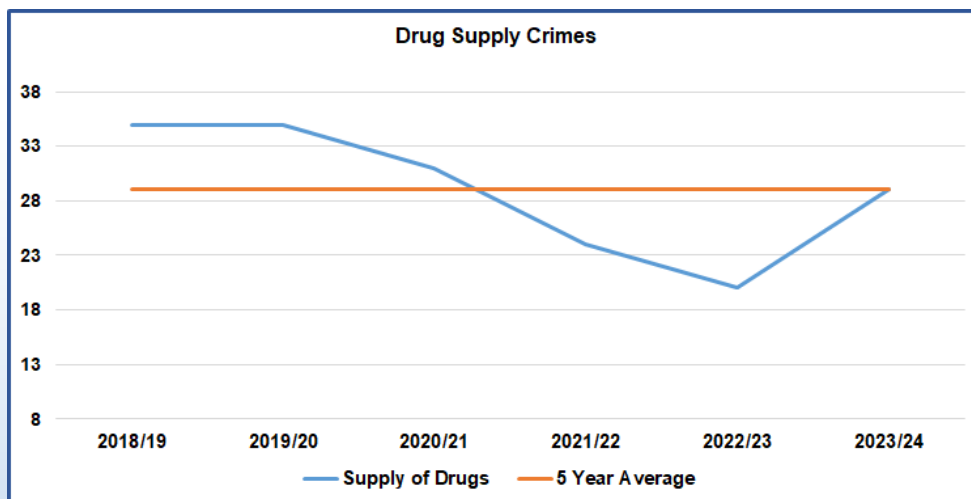
As a result of increased proactivity, at the end of Qtr. 1, figures show a 20.4% increase in the total number of road traffic offences recorded within West Dunbartonshire from 643 to 774. The current figure is also 29.7% above the previous 5 year average (597). Speeding offences have seen the highest increase from 114 to 161 crimes (+47) followed by insurance offences from 65 to 91 crimes (+26) year on year. There has also been slight increases in both careless driving (+9) and seat belt offences (+8) compared to 2022/23.



Our Road Policing team based in Dumbarton continue to proactively police our roads highlighting dangers and positively influencing driver behaviour and decision making. Throughout the summer months, Police Scotland will continue prevention, education and enforcement activity in line with the National Road Safety activity calendar. The seatbelt campaign commenced on 5 June and ran until 25 June, focusing on the importance of wearing a seatbelt. Not wearing a seatbelt remains a significant factor in fatal and serious injury collisions, this campaign was designed to reinforce the safety message that seatbelts save lives. Road Policing also continue to focus activity on influencing motorcyclist behaviour, which is supported by our National Motorcycle Unit.

In the next quarter the focus of the unit will remain on improving road safety within West Dunbartonshire, continued visibility on the trunk roads will be a priority with speed detection and driver behaviour being the primary activities. There are also plans in place around vulnerable road users such as the Motorcycle Campaign and Operation Close Pass for pedal cycle safety.

SERIOUS & ORGANISED CRIME - DATA OVERVIEW



Across Argyll & West Dunbartonshire 11 persons linked to serious and organised crime have been arrested and £115,673 seized under the Proceeds Of Crime Act.

At the end of Qtr. 1, drugs supply charges have increased by 45% from 20 to 29, which is in line with the previous 5 year avg. (29). Drug possession charges have also risen by 47.8% from 134 to 198 but remains below the 5 year average of 222.2.

West Dunbartonshire benefits from a dedicated Proactive Crime Team (PACT). These specialist officers are supported by dedicated intelligence officers in tackling serious and organised crime in our communities.

West Dunbartonshire has benefitted from a focussed approach in tackling Serious and Organised Crime (SAOC), where national specialist resources and officers will assist local officers in the detection and arrest of those involved in the top echelons of serious criminality

Numerous other targeted drugs searches have taken place across our community resulting in significant seizures of drugs, property and money. Our specialist officers are utilising all available legislation and investigative opportunities to target SAOC.

Community intelligence is key to our success and as such we are delivering a new Partners Intelligence Portal (PIP). This provides a platform where community intelligence can be directly uploaded by partners across West Dunbartonshire where it will then be risk assessed and evaluated. This is a secure and confidential electronic system, developed by the Police Service to enable partner agencies to share important information they receive during the course of their work.

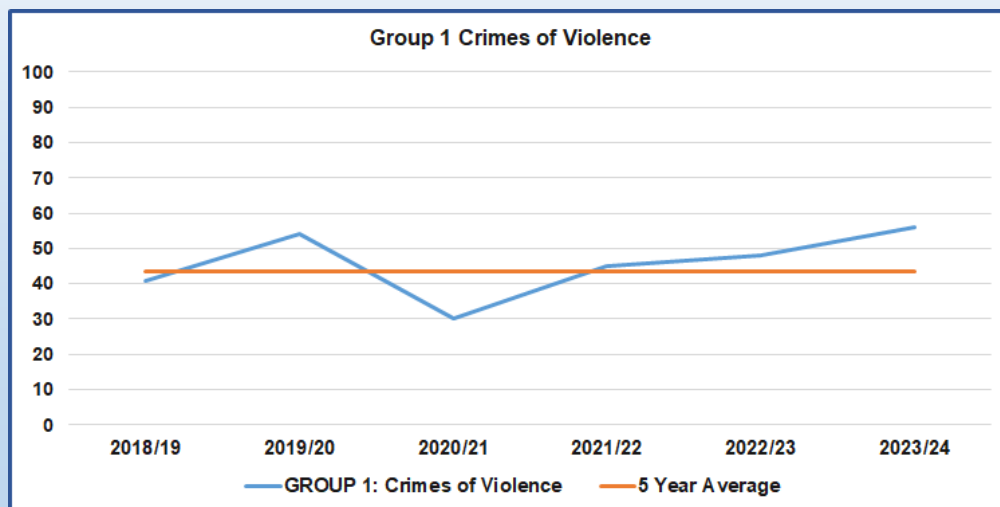
COUNTER TERRORISM & DOMESTIC EXTREMISM

The current threat to the UK from terrorism is SUBSTANTIAL—meaning that an attack is likely.

VIOLENCE

Figures recorded at the end of Qtr. 1 show a 16.7% increase (+8) in Group 1 crimes of violence compared to the PYTD. In addition, the current figure of 56 is above the previous 5 year average (43.6). Group 1 crimes overall were largely split 60/40 in terms of public and private spaces. In approximately 67% of crimes committed in private spaces, the offender was known to the victim and 63% of all crimes committed in public spaces were committed by persons known to the victim.

Increased crime levels are largely due to a rise in crimes relating to threats and extortion, which have risen from 0 to 8 crimes (+8) during the current period. These crimes largely consisted of sextortion offences committed via online platforms as opposed to in person and involved threatening to post indecent images shared between victims and suspects following unsolicited friend requests on social media or matches on dating websites unless sums of money were paid. Attempted murders have also increased from 0 to 4 (+4) year on year with all crimes being committed by persons known to the victim, 2 occurred within a residential premise and 2 on a public street/footpath. To date all 4 crimes have been detected.



Reducing violence in our communities remains a top priority. We utilise analytical research and local intelligence to identify hot spot locations and problematic nominals. We continue to engage with partners to maximise our efforts to disrupt and reduce the opportunities for violence to occur. These tactics include targeting known drinking dens, neighbour disputes and ASB hotspots. We continue to support our officers in their use of stop and search which is based on local intelligence. Weekend policing plans include supporting our licensing trade and night-time economy by ensuring a high visibility presence.

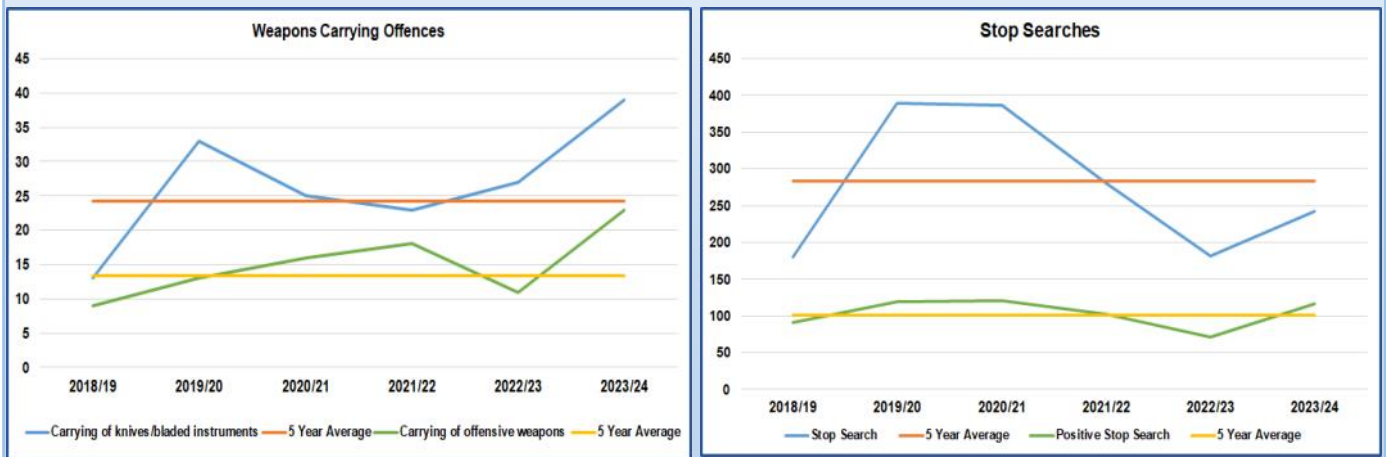
We have undertaken a local warrants action plan across West Dunbartonshire targeting those individuals who have outstanding apprehension warrants. We prioritised warrants involving violence and ASB type offences and over the course Qtr 1 we arrested 60 individuals executing 72 outstanding warrants.

We continue to maximise our social media presence to highlight the dangers faced online including 'sextortion'. Our Youth Engagement team have delivered presentations within our schools ensuring young persons are aware of this increasing trend and risk and equipping them with skills to protect themselves online and manage their online presence safely.

ANTI SOCIAL BEHAVIOUR

Complaints relating to disorder have seen an increase of 5.7% (+60). ASB related crimes have seen an overall decrease of 6.7% (-49) while the current figure is also 10.2% below the previous 5 year average (734). Despite the reduction, common assaults have shown a slight increase of 4.8% (n=12). Crimes were largely split evenly in terms of public/private space with 73% of all crimes being committed by persons known to the victim. The increase in crimes is largely due to a rise in fights involving youths and domestic related assaults, which have increased by 12 and 10 crimes respectively. Assaults on police and emergency workers have seen marginal reductions with 49 crimes compared to 52 (-3) PYTD. The detection rate for common assault overall has reduced by 8.9% from 68.2% to 59.3%, which is below the previous 5 year rate of 66.7%.

As a result of robust policing plans and focused proactivity there has been a notable increase in weapons offences at the end of Qtr.1 with 79 crimes recorded compared to 53 (+26) last year with the current figure also 30.8% above the previous 5 year average (n=60.4). This is due to an increase in the carrying of knives and offensive weapons which have both risen by 12 crimes respectively while the use of weapons in other criminal activity has seen marginal change. Approximately 84% of offenders were male with 44% being aged 12 to 25 years old and 54% aged 27 to 54. Knives were the most common weapons carried followed by baseball bats and knuckle dusters.



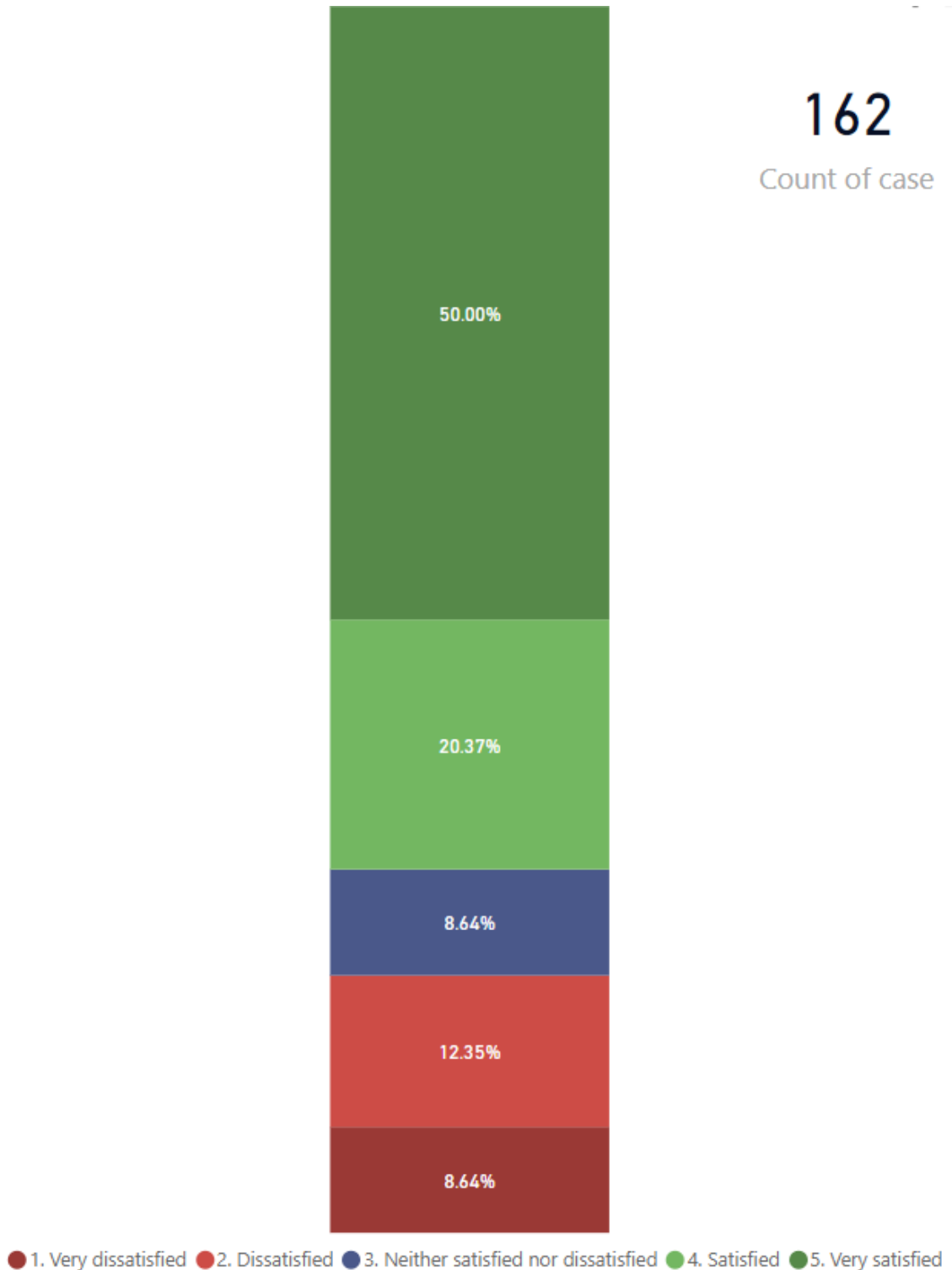
During the course of Qtr. 1 we have planned and delivered on several successful multi agency action plans targeting specific concerns both in Clydebank and Balloch.

In Clydebank following a rise in ASB we implemented a robust policing plan in partnership with WDC, Scotrail, BTP, First Bus and Clyde Centre Management. As a result numerous offences were detected including offensive weapons, drugs and violence related crime. This lead to opportunities for diversion and engagement which will provide a sustainable improvement in the community.

Op Ballaton is a multi-agency action plan carried out in conjunction with partners including WDC, SFRS, Loch Lomond National Parks, BTP and Scotrail to tackle ASB associated with an influx of visitors to the area during summer months. Currently partners come together every week to discuss the ongoing requirement and allocation of resources in order to provide an effective and coordinated response to manage large numbers of visitor numbers to the area. So far this year a good spell of hot weather in May/June saw visitor numbers increase and some minor ASB but no significant violence or ASB. The poor weather we have experienced since then has played a large part in keeping ASB levels low. Police and partners continue to review and manage the situation routinely through the summer months in order to maintain a proportionate and robust plan.

PUBLIC CONFIDENCE: COMPLAINTS & USER SATISFACTION

Overall satisfaction with Police Scotland



User Satisfaction results show that in Argyll & West Dunbartonshire public confidence levels remain high with overall satisfaction levels at 70.4%, which is marginally below the position in 2022/23 (73.4%).

At the end of Qtr. 1, 30 complaints against the police were recorded within West Dunbartonshire which is a reduction from 37 (-7) in the same period last year. The number of allegations against officers has also reduced considerably year on year from 91 to 38.