

Supplementary Agenda



Housing and Communities Committee

Date: Wednesday, 3 May 2023

Time: 10:00 a.m.

Format: Hybrid Meeting

Contact: Email: Nicola.moorcroft@west-dunbarton.gov.uk
committee.admin@west-dunbarton.gov.uk

Dear Member

ITEMS TO FOLLOW

I refer to the agenda for the above meeting that was issued on 19 April 2023 and now enclose copies of **Items 7 (A) and 7 (B)** which were not available for issue at that time.

Yours faithfully

PETER HESSETT

Chief Executive

Note referred to:-

7 SCRUTINY REPORTS

(A) POLICE SCRUTINY REPORT 169 - 170

Submit report by the Divisional Commander, Police Scotland providing Members with an update for Quarter 4 on local policing in West Dunbartonshire.

(B) FIRE AND RESCUE SCRUTINY REPORT 171 - 180

Submit report by the Local Senior Officer, Scottish Fire and Rescue Service providing appropriate performance data (Quarter 4) measured against priorities in the West Dunbartonshire Local Fire and Rescue Plan.

Distribution:-

Councillor Ian Dickson
Councillor Gurpreet Singh Johal (Chair)
Councillor David McBride
Councillor Jonathan McColl
Councillor Michelle McGinty
Councillor Jim McElhill
Councillor John Millar
Councillor Lawrence O'Neill
Councillor Lauren Oxley
Councillor Martin Rooney
Councillor Hazel Sorrell (Vice Chair)
Councillor Sophie Traynor

All other Councillors for information

Chief Executive
Chief Officer – Housing and Employability
Chief Officer – Regulation and Regeneration
Chief Officer – Supply, Distribution and Property

Date issued: 25 April 2023

Keeping People Safe in West Dunbartonshire

Our Purpose:- To improve the safety and wellbeing of people, places and communities in Scotland

Violent Crime & Antisocial Behaviour

Figures recorded as at the end of Feb 2023 show the total number of Group 1 crimes has fallen, with 1 fewer crime recorded compared to the PYTD. The current figure of 171 remains above the previous 5 year average (149.6). While serious assaults have reduced by 14.1% from 78 to 67, this has been offset by a slight increase in robberies which have risen from 17 to 21 (+4). Crimes relating to Human Trafficking have increased by 5 but a full and robust victim centred approach is delivered in conjunction with our partners. Abduction has risen by 7, 5 of these crimes occurred in private space with 3 being domestic related.

Nine of the 21 robberies occurred on a public street/footpath, 8 within residential premises and 4 at commercial properties.

691 stop searches have been carried out YTD, 43% had a positive result

ASB incidents continue to show a noticeable downward trend, largely due to a decrease in public nuisance incidents. Complaints relating to disorder have also reduced by 24.5% (-1049). ASB related crimes have seen a decrease of 7.5% (-181) and remain 10.5% below the previous 5 year average. Common assaults have seen a marginal increase of 1.5% (n=14) largely due to a rise in assaults on police and emergency workers which have risen from 133 to 148 (+15) year on year.

Compared to last year, the detection rate for Group 1 crime overall has reduced slightly from 67.4% to 64.9% (-5 crimes) and is below the previous 5 year average (73.3%). The detection rate for serious assaults has reduced marginally from 70.5% last year to 70.1% (-8 crimes) and for robbery from 76.5% to 71.4%, albeit 2 more crimes have been detected. The detection rate for common assault remains 7.3% higher than last year at 71.7% and is slightly above the previous 5 year average (67.3%).

Acquisitive Crime



13.3% increase
In vehicle crime



5.4% increase
In housebreakings

At the end of Feb 2023 acquisitive crimes show a 7.4% increase compared to the same period last year (+94), although the current figure (1358) remains below the previous 5 year average (1446). Housebreaking crimes have increased slightly by 5.4% (+7) due to a rise in domestic HBs from 77 to 98 (+21). More than half of all HB offences at domestic dwellings related to attempted HB or HBWI with no property being stolen. Vehicle crimes have also increased by 13.3% (+12) due to a rise in thefts from motor vehicles from 27 to 40 crimes however this is largely due to a spate of crimes involving one repeat offender. Fraud crimes have increased by 21.8% from 193 to 235, remaining considerably above the previous 5 year average (n=142.4). Online market frauds have seen the highest increase year on year (+13), followed by identity frauds (+11) and those involving unpaid taxi fares (+10). Common thefts and shopliftings have also increased by 4.8% (n=18) and 11.4% (n=41) respectively. Much of the increase in common thefts is due to a rise in thefts of fuel.



Compared to the same period last year, the total number of bogus crimes recorded within West Dunbartonshire has decreased from 70 to 58 crimes. 81% (n=47) of all bogus crimes recorded related to social engineering frauds involving scam phone calls/emails. 11 crimes related to bogus workmen/callers.

Public Protection



Set against figures recorded at the end of Feb 2022, Group 2 sexual crimes have reduced by 11.7% with 188 crimes recorded compared to 213 (-25). Recorded Rape crimes have reduced from 42 to 34 (-8), while sexual assaults have also decreased by 20.9% from 86 to 68 year on year. Approx. 72% of all sexual assaults occurred within a private space, with just over half relating to non-recent reports and 16% being domestic related. Crimes relating to indecent images/communications have also reduced from 71 to 59 crimes with 64% being committed by strangers to the victim.

79% of indecent assaults were committed by persons known to the victim.

The overall detection rate for Group 2 sexual crime has seen a notable increase from 43.7% to 63.3% compared to Feb last year, the current rate is also above the previous 5 year average (45.5%). The detection rate for indecent/sexual assault has increased significantly from 33.7% to 83.8% (+28 crimes), largely due to retrospective detections. The detection rate for rape crime has also improved slightly from 34.1% to 38.2%.

Vulnerable Persons

The number of incidents recorded in West Dunbartonshire where an adult concern has been raised has reduced by 19.6% from 1742 to 1401 compared to figures recorded as at the end of Feb 2022. Child concerns have also shown a reduction of 7.2% from 3636 to 3373.



At the end of Feb 2023, 303 missing person reports had been recorded which is an increase of 31% from 232 in the PYTD period. The increase is due to a rise in the number of MP reports relating to children and looked after children which have risen from 93 to 184 year on year.

Figures recorded at the end of Feb 2022 show a reduction of 10.9% in domestic abuse incidents from 1268 to 1130 (-138) which is 8.6% below the previous 5 year average. Domestic abuse crimes have also seen a reduction of 9.3% from 810 to 735 (-75), although the current figure (735) remains slightly above the previous 5 year average (n=727).

Serious & Organised Crime



Across Argyll & West Dunbartonshire 24 persons linked to serious and organised crime have been arrested and £132,665 seized under POCA as at the end of Feb 2023.

Figures as at the end of Feb 2023 show drugs supply crimes have reduced by 15.5% from 84 to 71. Drug possession crimes also reduced slightly by 2.7% from 591 to 575. Both figures remain below the previous 5 year average.



In total 93 cyber-crimes had been recorded within West Dunbartonshire as at the end of Feb 2023, which is a significant reduction from 253 in the same period last year. Cyber-Enabled frauds account for 56% of all crimes recorded (n=52) in 2022/23, whilst 16 crimes related to threatening and abusive messages on social media and 14 to indecent images or communication.

Road Safety & Road Crime



There were no fatal road traffic collisions within West Dunbartonshire during Qtr. 4.

As at end Feb 2023, road casualties show a slight increase overall with 51 recorded compared to 46 in the PYTD. Fatalities remain unchanged from PYTD (n=2), serious injuries have reduced slightly from 17 to 14 and slight injuries have increased from 27 to 35.

Figures as at the end of Feb 2023, show a 26.5% increase in the total number of road traffic offences recorded within West Dunbartonshire from 2196 to 2777. The current figure also remains 29.8% above the previous 5 year average (2139). Speeding offences have seen the highest increase from 364 to 727 crimes (+363), while using a motor vehicle without a test certificate and seat belt offences have also risen from 393 to 442 (+49) and 41 to 121 (+80) respectively. Insurance, mobile phone and careless driving offences have seen a reduction year on year.

User Satisfaction / Complaints

User Satisfaction results show that in Argyll & West Dunbartonshire public confidence levels remain high with overall satisfaction levels at 72.8%.

At the end of Feb 2023, 104 complaints against the police had been recorded within West Dunbartonshire which is a marginal reduction from 109 last year. The number of allegations against officers has also seen a marginal reduction year on year from 186 to 181.

West Dunbartonshire
Local Policing Plan (2020 – 2023)
Quarterly Report (Qtr.4 – 2022/23)

Local Policing

A Retailers Day of Action has been planned for May in Dumbarton. This day offers a range of specialist inputs for all retailers, and will include speakers from Retailers against Crime who are a national partnership helping to detect and prevent crime.

Our Community Officers arrested a male for breaking into a number of vehicles in the Clydebank area. The male now has specific Bail conditions and a curfew to remain within his dwelling overnight.

Having identified a rise in ASB within the area of Clyde Shopping centre our town centre community officers have created a bespoke action plan working with partners at WDC and town centre management to identify those responsible. Our Officers are working with the youth engagement team to assist with identification so that we can share this information with partners who can consider diversionary options and provide support and a resolution to the community.

Partnership against Rural Crime

The first Partnership against Rural Crime meeting of 2023 took place with partners from across West Dunbartonshire and Argyll and Bute. The livestock worrying campaign was promoted in the run up to lambing season.

Water Safety

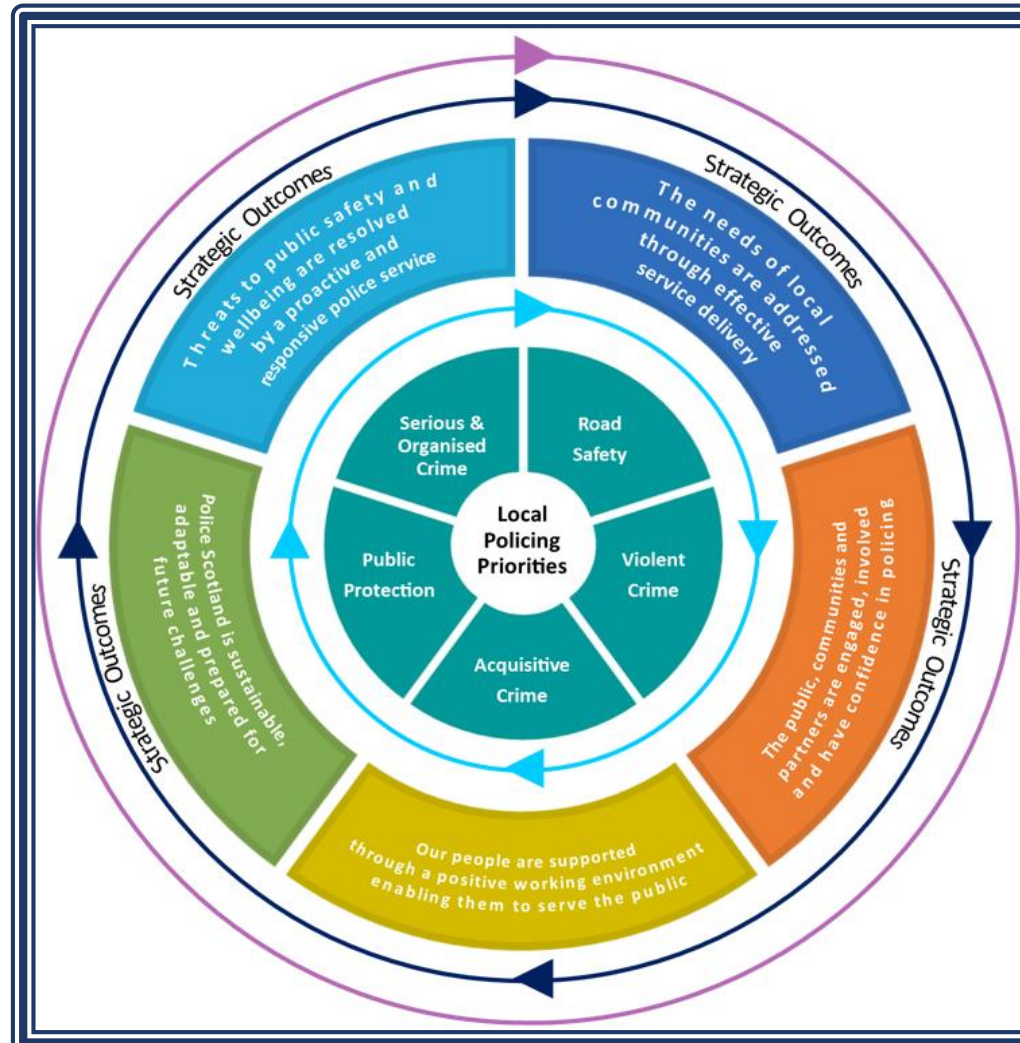
Police Scotland in partnership with Scottish Fire and Rescue Service delivered water safety talks to the pupils of local primary and secondary schools. This is paramount to improving safety around our rivers, waterways and lochs, particularly in the approach to summer.

Vulnerable Victim Facility – Dumbarton Police Station

Dumbarton Police Station opened a new suite used for Video Recorded Interviews of vulnerable people following criminal incidents. This suite can be utilised to interview child victims, victims of rape and serious sexual offences, and domestic abuse. It can also be utilised as a place of safety compliant with ACRA legislation.

Dementia Safeguarding Scheme launched

The Dementia Safeguarding Tags have now been launched across West Dunbartonshire. They are designed for people living with dementia, who have gone out of their home for a purpose, but then become lost or confused whilst out in their community. The tags are carried on the person's keys, clothing, walking aid, and purse/wallet and can be scanned by any member of the public by tapping it against their phone. The only personal data contained is the person's name and their emergency contact details.

**Operation Iridescent – Large scale disorder**

A robust and proportionate policing repose was provided after large scale disorder incidents took place in Bonhill, Dumbarton. A prolific online vigilante group targeted local individuals and their families. It was clear during this investigation that these individual had an utter disregard for the consequences of their actions. A total of 16 individuals have been identified and reported to COPFS with many of them now subject to strict Bail conditions. Since these arrests we have had no further incidents of a similar nature.

Operation Audible – Murder Tontine Park

A major investigation was launched following the murder of a 40 year old male in Tontine Park Alexandria on 25th March. A male aged 42 has been arrested and has been remanded in custody pending trial. This incident did not present a threat to the local community.

ASB Partnership and Engagement

We remain open and visible to partners and Elected Members in dealing with ASB complaints across WDC. We seek to identify and respond effectively with partners to ongoing acts of ASB. This includes fire setting, neighbour complaints, youth disorder and responding to our night time economy.

*Both Operation Iridescent and Audible are not covered on the stats on page one as these incidents occurred in March.

LGBT History Month

During February, local officers reached out to our LGBT+ communities to demonstrate that policing is more inclusive than ever before highlighting our commitment to creating an inclusive and equal environment for lesbian, gay, bisexual and transgender people living and working in West Dunbartonshire.

Road Safety

Inputs have been provided to Police Scotland Youth Volunteers and local schools around road safety including how to be a safe pedestrian and encourage safer road use by those in vehicles.

Our Roads policing team based in Dumbarton continue to proactively police our roads highlighting dangers and positively influencing driver behaviour and decision making.

Forward Look:

- Operation Ballaton (summer safety plan for Balloch Park)
- Water Safety
- Retailers Day of Action
- Shut Out Scammers Month
- Community Policing summer action plans
- Plans to reduce violence
- Plans to reduce acquisitive crime

Naloxone Roll Out

The roll-out of Naloxone to our officers across Argyll and West Dunbartonshire is complete. The intra-nasal sprays can reverse life-threatening opioid-related overdoses, and are being issued to all constables, sergeants and inspectors across Scotland to supplement their existing extensive first aid training. Since officers in Scotland started to carry Naloxone, it has been administered 128 times (correct as of 24/2/23), with positive outcomes on all but 5 of the incidents.

Shut out Scammers

The Preventions Team have attended numerous Community groups to offer advice and guidance around cyber related fraud and have undertaken the "Scam Savey Quiz" which is directed at the more vulnerable in the community so they are aware of potential fraudsters.



**West Dunbartonshire Performance Report
Q4 - 1st January 2023 - 31st March 2023**



SCOTTISH
FIRE AND RESCUE SERVICE
Working together for a safer Scotland

**Working together
for a safer Scotland**

West
Dunbartonshire
COUNCIL

West Dunbartonshire Performance Report

Table of Contents

Local Fire and Rescue Service Plan Priorities	3
West Dunbartonshire Activity Summary	4
Domestic Safety - Accidental Dwelling Fires	5
Domestic Safety - Accidental Dwelling Fire Casualties	6
Unintentional Injury and Harm	7
Deliberate Fire Setting	8
Non-Domestic Fire Safety	9
Unwanted Fire Alarm Signals	10

Local Fire and Rescue Service Plan Priorities

The Local Fire and Rescue Service Plan has been developed to set out the priorities and objectives within West Dunbartonshire and allows our local authority partners to scrutinise the performance outcomes of these priorities. We will continue to work closely with our partners in West Dunbartonshire to ensure we are all **“Working Together for a Safer Scotland”** through targeting risks to our communities at a local level.

The plan has been developed to complement key partnership activity embedded across West Dunbartonshire’s Community Plan and associated Delivery and Thematic plans. Through partnership working we will seek to deliver continuous improvement in our performance and effective service delivery in our area of operations.

The Local Fire and Rescue Plan for West Dunbartonshire identified six areas for demand reduction and is subject to regular monitoring and reporting through the Police & Fire and Rescue Committee. A summary of the priorities and current activity is detailed below with further detail and analysis contained within this performance report.

	Accidental Dwelling Fires	Accidental Dwelling Fire Casualties	Unintentional Injury and Harm	Deliberate Fire Setting	Non-Domestic Fire Safety	Unwanted Fire Alarm Signals
Clydebank Central	2	0	1	24	3	21
Clydebank Waterfront	8	1	0	24	1	24
Dumbarton	5	0	1	11	3	14
Kilpatrick	3	0	1	14	1	10
Leven	8	2	0	13	0	16
Lomond	0	0	3	3	0	21
Total Incidents	26	3	6	89	8	106

Year on Year Change	8%	0%	20%	22%	33%	28%
3 Year Average Change	-6%	0%	0%	17%	-20%	12%
5 Year Average Change	-3%	23%	21%	34%	32%	30%

About the statistics within this report

The activity totals and other statistics quoted within this report are published in the interests of transparency and openness. They are provisional in nature and subject to change as a result of ongoing quality assurance and review. Because all statistics quoted are provisional there may be a difference in the period totals quoted in our reports after local publication which result from revisions or additions to the data in our systems. The Scottish Government publishes official statistics each year which allow for comparisons to be made over longer periods of time.

- Activity levels have reduced by more than 5%
- ▲ Activity levels have reduced by up to 5%
- ◆ Activity levels have increased overall

West Dunbartonshire Activity Summary



126

fires
primary &
secondary



55

special
services



194

false
alarms



375
total number of
incidents



10

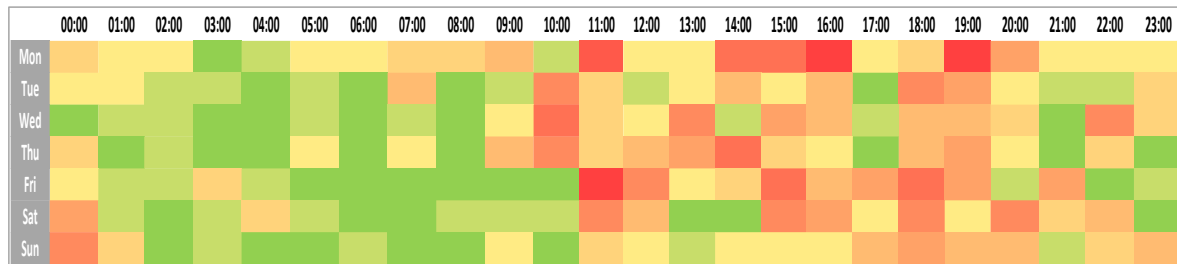
fire & non-fire
casualties



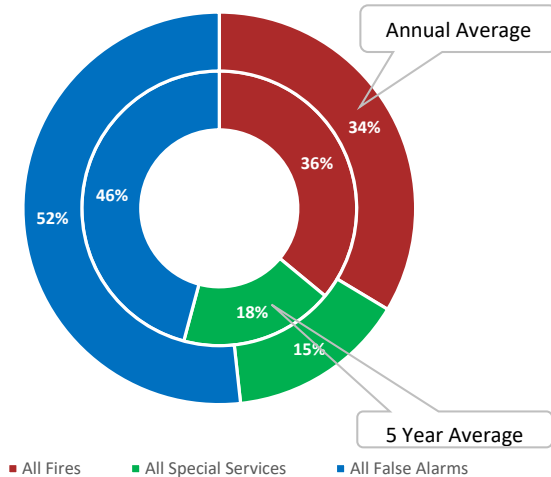
£208,820

economic cost of
ufas incidents

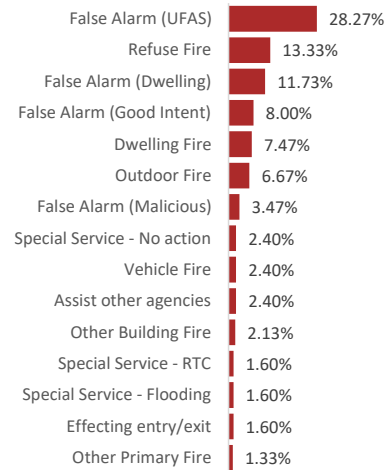
Activity by Time of Day



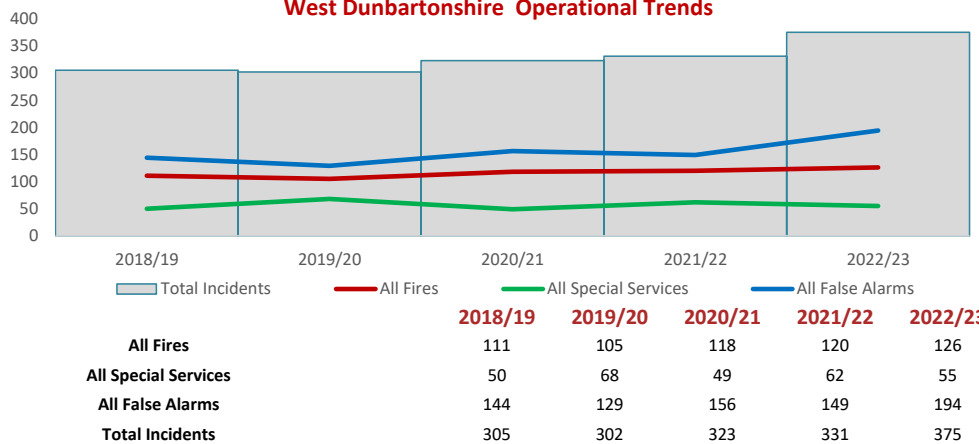
Incidents by Classification



Top 15 Incident Types by % of Total Incidents



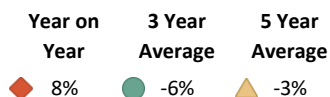
West Dunbartonshire Operational Trends



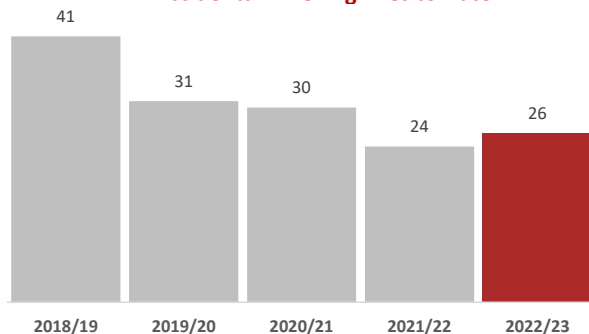
Domestic Safety - Accidental Dwelling Fires



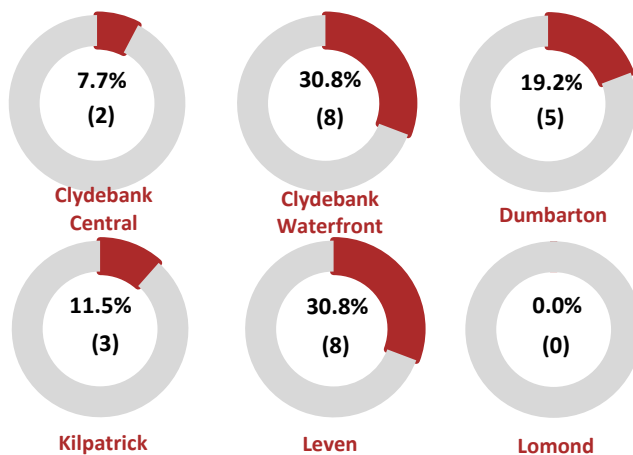
Performance Summary



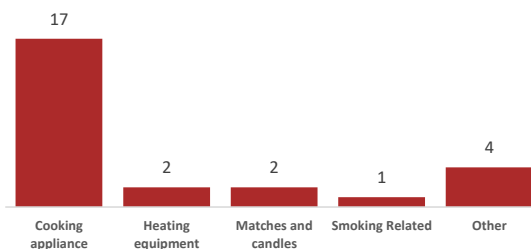
Accidental Dwelling Fires to Date




Accidental Dwelling Fires Activity by Ward (% share)



Main Source of Ignition



Accidental Dwelling Fires by Time of Day



Severity of Accidental Dwelling Fires



No Firefighting Action

57.7% (15)



Direct Firefighting

15.4% (4)



Heat/Smoke Damage Only

34.6% (9)



No fire Damage

76.9% (20)

Human Factors



Distraction

19.2% (5)



Alcohol/Drug Impairment

19.2% (5)

Automatic Detection & Actuation



Detection Present

76.9% (20)



Detection Actuated

95.0% (19)



Calls Made via Linked Alarms

88.5% (23)

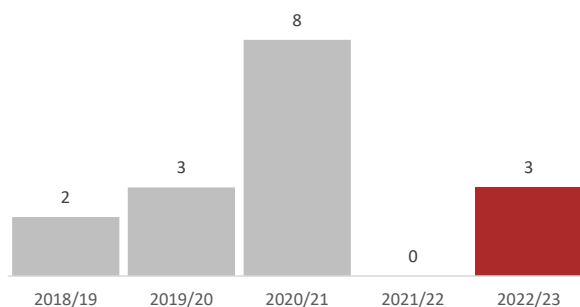
Domestic Safety - Accidental Dwelling Fire Casualties



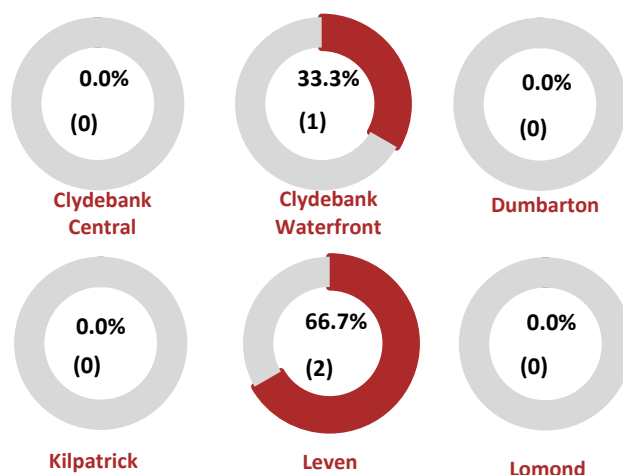
Performance Summary

Year on Year	3 Year Average	5 Year Average
0%	0%	23%

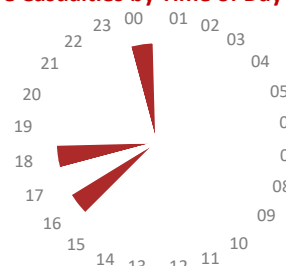
Accidental Dwelling Fire Casualties Year to Date



Accidental Dwelling Fire Casualties by Ward (% share)



Fire Casualties by Time of Day



Nature of Injury

Burns - slight



66.7%

Smoke Inhalation



33.3%

Extent of Harm



Fatality
0.0% (0)



Hospital - Serious Injuries
0.0% (0)



Hospital - Slight Injuries
66.7% (2)

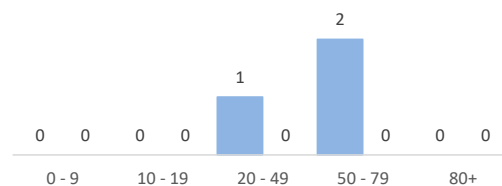


First Aid at Scene
33.3% (1)

Age / Gender Profile

Male
100%

Female
0%



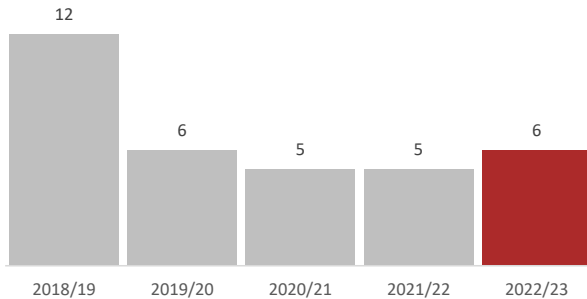
Unintentional Injury or Harm



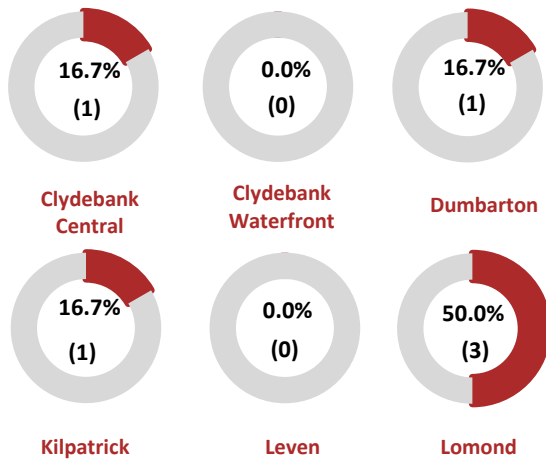
Performance Summary

Year on Year	3 Year Average	5 Year Average
20%	0%	21%

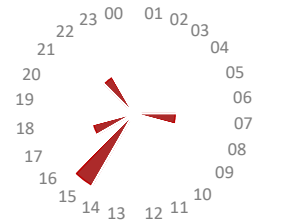
Non-Fire Casualties Year to Date



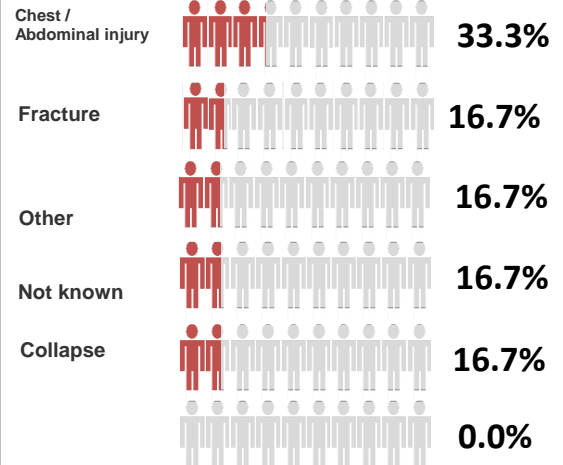
Non-Fire Casualties by Ward (% share)



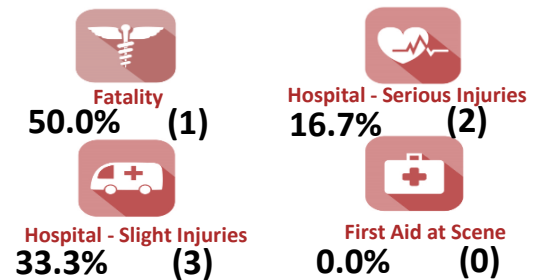
Non-Fire Casualties by Time of Day



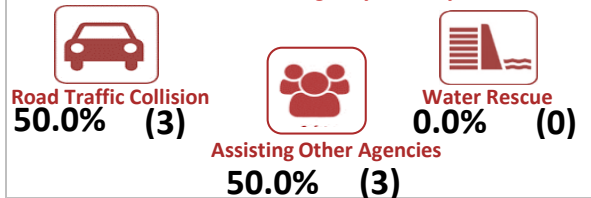
Nature of Injury



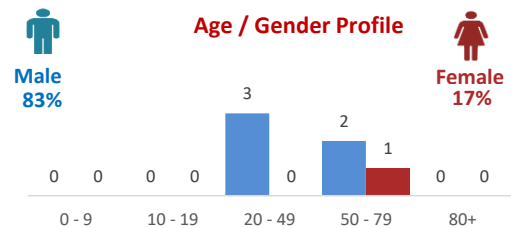
Extent of Harm



Non-Fire Emergency Activity



Age / Gender Profile



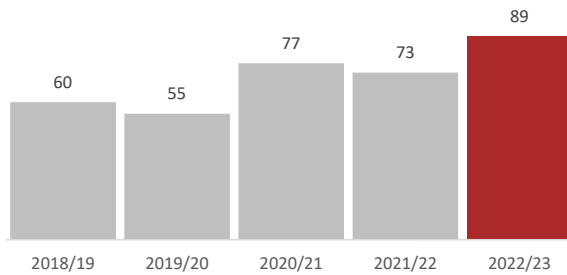
Deliberate Fire Setting



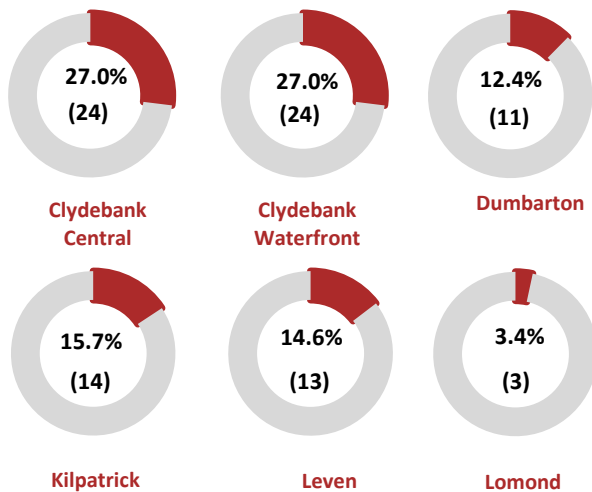
Performance Summary

Year on Year	3 Year Average	5 Year Average
22%	17%	34%

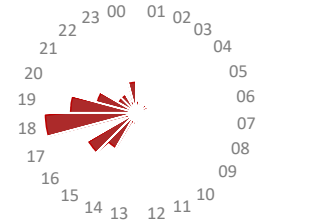
Deliberate Fires Year to Date



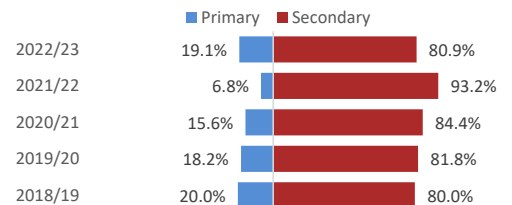
Deliberate Fires by Ward (% share)




Deliberate Fires by Time of Day



Deliberate Fires by Classification



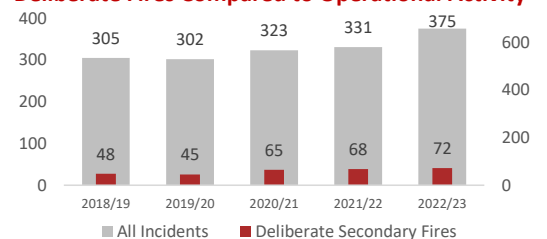
Primary Fire Ratio by Activity Type



Secondary Fire Ratio by Activity Type



Deliberate Fires Compared to Operational Activity



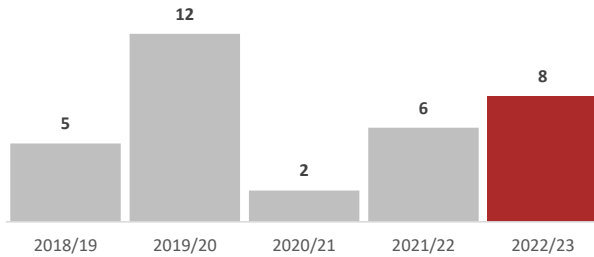
Non Domestic Fire Safety



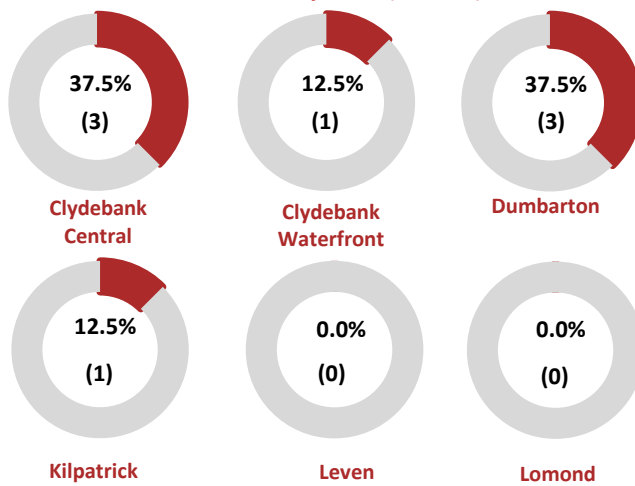
Performance Summary

Year on Year 33% 3 Year Average -20% 5 Year Average 32%

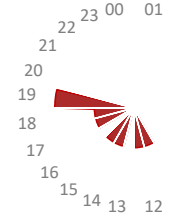
Non-Domestic Fires Year to Date



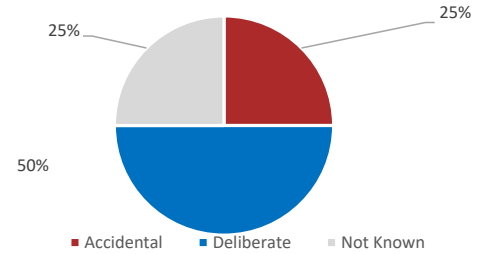
Non-Domestic Fires by Ward (% share)



Non-Domestic Fires by Time of Day



Non-Domestic Fires by Nature of Origin



Severity of Non-Domestic Fires



No Firefighting Action
50.0% (4)



Direct Firefighting
25.0% (2)

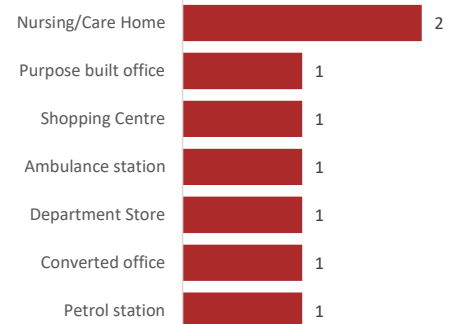


Heat/Smoke Damage
37.5% (3)



No Fire Damage
75.0% (6)

Non-Domestic Fires by Premises Type



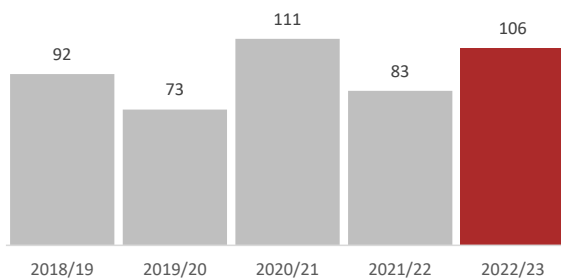
Unwanted Fire Alarm Signals



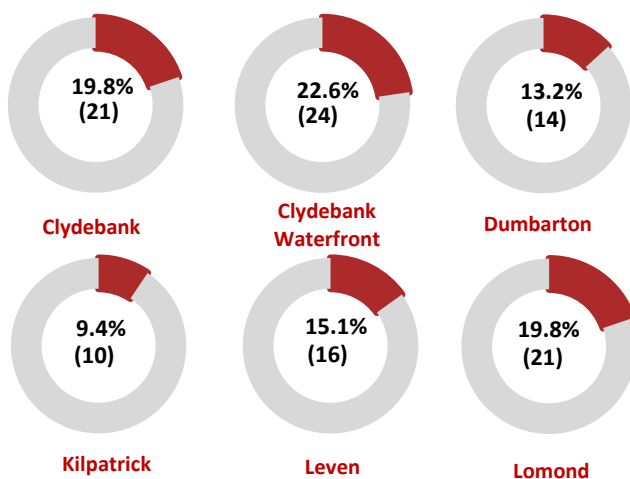
Performance Summary

Year on Year	3 Year Average	5 Year Average
28%	12%	30%

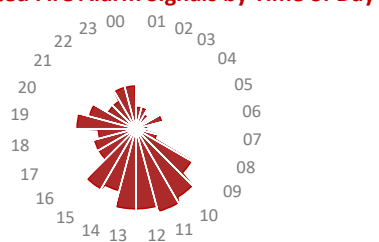
Unwanted Fire Alarm Signals Year to Date



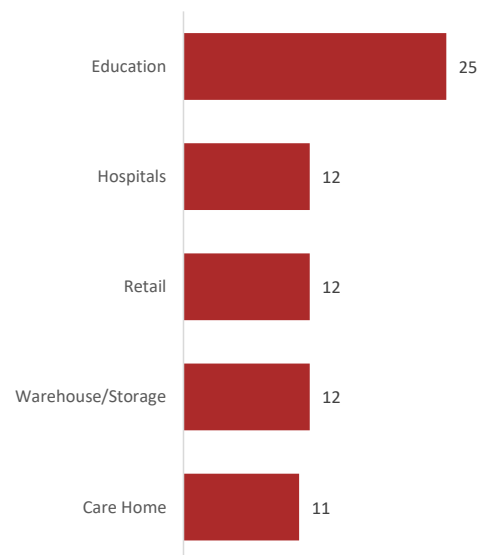
Unwanted Fire Alarm Signals by Ward (% share)




Unwanted Fire Alarm Signals by Time of Day



Unwanted Fire Alarm Signals - Top 5 Premises



Unwanted Fire Alarm Signals Activity Ratios



Average Unwanted Fire Alarm Signals per Day

