







Educational Services – 2012 – 17 Service Plan Annual Performance Report April 2012 to March 2013

Generated on: 10 April 2013








Icon	Name
	Educational Services Objective 1: Raise Attainment and Achievement



Performance Indicator	2011/12	2012/13						2013/14	2014/15	2015/16	2016/17	Assigned To
	Value	Value	Target	Status	Long Trend	Short Trend	Note	Target	Target	Target	Target	
Average tariff score of lowest performing 20% of pupils in S4	64	N/A	62.5				2012/13 data will not be available until December 2013. The 2011/12 pre-appeal data shows WDC at 64 (national average is not available). WDC is ranked 26th highest of the 32 local authorities and lowest of the 6 comparator authorities. The 2011/12 target was exceeded by 2 and there was a decrease of 1 from the previous year's post-appeal value.	63	63.5	65	65	David Fulton
Percentage of school leavers into positive destinations (total of higher/further education, employment, activity agreement and training)	91.5%	92.6%	87%				On SLDR 2011-12, Scottish average was 89.9%. It is a very significant result given the Council's socio-economic profile. West Dunbartonshire's performance could not be compared with other local authorities as the data will	88.1%	89%	90%	91%	Hugh Neill


Performance Indicator	2011/12	2012/13						2013/14	2014/15	2015/16	2016/17	Assigned To
	Value	Value	Target	Status	Long Trend	Short Trend	Note	Target	Target	Target	Target	
							be available in June 2013.					
Percentage of educational establishments receiving positive inspection reports	100%	100%	100%				One school inspection has been carried out during the 2012-13 session, that was at The Choices Programme. Four of the five quality indicators, "Improvements in performance", "Learners' experiences", "The curriculum" and "Improvement through self-evaluation", were rated "good" and one, "Meeting learning needs", was rated "very good". One early years inspection has been carried out during the 2012-13 session, that was at Nursery Times by the River. Four of the five quality indicators, "Improvements in performance", "Children's experiences", "Meeting learning needs" and "Improvement through self-evaluation", were rated "very good" and one, "The curriculum", was rated "good".	100%	100%	100%	100%	Laura Mason
5+ @ level 5 (by end S4) [Percentage of pupils passing 5 or more SQA exams at SCQF level 5 or better by the end of S4]	30.7%	32.4%	32.5%				The 2012 pre-appeal national average for this measure is 37%. Our position compared to other local authorities has increased by two places since the previous year. The average within our	33%	33%	33.5%	33.5%	David Fulton









Performance Indicator	2011/12	2012/13						2013/14	2014/15	2015/16	2016/17	Assigned To
	Value	Value	Target	Status	Long Trend	Short Trend	Note	Target	Target	Target	Target	
							comparator authorities is 34%.					
3+ @ Level 6 (by end S5) [Percentage of pupils passing 3 or more SQA exams at SCQF level 6 or better by the end of S5]	22.2%	20%	19%	✔	⬆	⬇	The 2012 pre-appeal national average for this measure is 27%. The average within our comparator authorities is 24%. Although there was a reduction in this measure since the previous year, it is still at its second highest level in ten years.	19.5%	20%	21%	21.5%	David Fulton
5+ @ Level 6 (by end S6) [Percentage of pupils passing 5 or more SQA exams at SCQF level 6 or better by the end of S6]	16.8%	21.3%	20%	✔	⬆	⬇	The 2012 pre-appeal national average for this measure is 25%. Our position compared to other local authorities has increased by four places since the previous year. The average within our comparator authorities is 22%. The rise in this measure is significant. It has reached its highest level in the last ten years.	20%	20.5%	20.5%	21%	David Fulton
1+ @ Level 7 (by end S6) [Percentage of pupils passing 1 or more SQA exams at SCQF level 7 or better by the end of S6]	10.8	11.6	12.7	⚠	⬆	⬇	The 2012 pre-appeal national average for this measure is 16%. Our position compared to other local authorities has increased by one place since the previous year. The average within our comparator authorities is 15%.	13	13	13.5	13.5	David Fulton













Performance Indicator	2011/12	2012/13						2013/14	2014/15	2015/16	2016/17	Assigned To
	Value	Value	Target	Status	Long Trend	Short Trend	Note	Target	Target	Target	Target	
Percentage of children in their pre-school year achieving Early Years Literacy Skills	N/A	N/A	N/A	N/A	N/A	N/A	Baseline data for this indicator will not be available until the end of the current school session in June 2013. Therefore Covalent reporting year Apr 2013 to Mar 2014 will be the first year to contain any data for it.	82%	83%	84%	85%	Kathy Morrison






Action	Status	Progress	Due Date	Comment	Assigned To
Develop the capacity of all educators to support young people in raising their attainment and achievement		<div><div>100%</div></div>	31-Mar-2013	All secondary schools' Raising Attainment Action Plans were submitted to the Educational Services Committee in November 2012. The Quality Improvement Service has regular meetings with Raising Attainment Teachers in Schools. The Department's extended management team have regular meetings to discuss progress and this is reported to committee on a regular basis. The West Dunbartonshire Numeracy Strategy has been drafted and approved by members of CfE Steering Group. Further work to add questions to promote professional dialogue amongst school staff is to be completed. The first draft of this section is complete, but needs to be approved by the strategy group for final approval. The draft literacy strategy has been amended following consultation with all HTs and secondary Principal Teachers of English.	Shona Crawford; Laura Mason
Promote and share best practice across all schools		<div><div>100%</div></div>	31-Mar-2013	A schedule of Primary Head Teacher meetings is in place which will promote the sharing of best practice. An event was held in December 2012 where Head Teachers shared their experience and practice from the directorate visits.	Laura Mason
Implement improvement plans for literacy and numeracy		<div><div>28%</div></div>	30-Apr-2014	Baseline assessment (BA) training was completed for all pre-school staff in August 2012. Process of BA is now under way at pre-school and guidelines for implementation issued August 2012. BA at P1 is scheduled to be re-introduced August 2013. The training for this is scheduled for all P1 staff from April to June 2013. A Numeracy Strategy Group has also been convened and work on the strategy has commenced. Work is ongoing in gathering research and advice from partners. The Education Conference provided resources which will help develop professional dialogue and support the implementation of the numeracy strategy. Resources will be made available to schools via Glow.	Shona Crawford; Mary Devine; Ronnie Thumath
Develop Masterclasses and Supported Study Activity across secondary schools		<div><div>75%</div></div>	28-May-2013	A review of the current masterclass model has been carried out. A coordinating team has been set up and meeting dates arranged. A review of the website will be carried out next session	David Fulton
Identify and implement opportunities for wider achievement		<div><div>62%</div></div>	30-Jun-2013	An opportunity has been taken during Senior Phase conferences to have an SQA representative present to pass on information regarding new awards and how they	Beverly Clarkson; David Fulton; Susan Gray





Action	Status	Progress	Due Date	Comment	Assigned To
				fit together. Information about what is currently happening in secondary schools has been shared across the schools with the aid of an audit and work shops. Schools are encouraged to support each other. Information regarding 'Amazing Things 2 Awards' has been circulated and discussed. Partnerships to enhance curricular opportunities continue to develop as appropriate, e.g. increased links with universities for all schools. Work with schools continues to offer leavers improved personalisation and choice, leading to an appropriate, relevant, high quality employability experience. Two officers are now based within schools and the employer network continues to build.	
Implement programme of 'Leadership for Learning' visits across schools, nurseries, libraries and the Outdoor Education Service		<div><div>100%</div></div>	31-Mar-2013	School reviews and QI visits have taken place in Nursery and Primary sectors.	Laura Mason
Expand learning opportunities for all ages across libraries and cultural services establishments		<div><div>69%</div></div>	30-Sep-2013	Due to demand, West Dunbartonshire Youth Theatre has now established two sections, Juniors for those at primary 6/7 school age and Seniors for the young people of secondary school age. Early Years provision in libraries has been improved. Volunteer provision within Libraries & Cultural Services has been expanded. An improved Libraries & Cultural Services After School programme has been established for 2013. Music staff have recently completed a placement at Kilpatrick Schools working with a group of children with ASN on music making and movement.	Gill Graham






Icon	Name
	Educational Services Objective 2: Implement Curriculum for Excellence (CfE), Getting it Right for Every Child (GIRFEC) and The Early Years Framework

Performance Indicator	2011/12	2012/13						2013/14	2014/15	2015/16	2016/17	Assigned To
	Value	Value	Target	Status	Long Trend	Short Trend	Note	Target	Target	Target	Target	
Referrals to Children's Reporter	27	17	N/A				The EEI procedure & ARC have reduced the referrals to SCRA dramatically.	N/A	N/A	N/A	N/A	Gerry Neal
Percentage of educational establishments achieving Eco-Schools Green Flag award	44%	48%	50%				Latest data shows that 48% of establishments have received a Green Flag award from Eco-Schools Scotland. The authority is well on the way to achieving its target of 50% of establishments having a Green Flag by the end of June 2013.	60%	70%	80%	90%	Susan Gray
Percentage of schools that have participated in Health Phase 2 visits	N/A	15%	15%		N/A	N/A	The programme of school visits has been arranged for January to June 2013. Progress shows current position as at end of March 2013.	N/A	N/A	N/A	N/A	Denise McKinnon
Percentage of Early Years establishments that have participated in Health Phase 1 visits	N/A	N/A	23%	N/A	N/A	N/A	A pilot programme with 5 EE&CCs has been agreed. Visits will take place between April and June 2013.	N/A	N/A	N/A	N/A	Denise McKinnon
Percentage of key actions from Educational Services Health and Wellbeing Strategy completed	N/A	N/A	N/A	N/A	N/A	N/A	The strategy is going forward to May 2013 committee. Once approved by committee it can be measured.	N/A	N/A	N/A	N/A	Denise McKinnon
Percentage of key tasks from PE Investment Action Plan completed	N/A	20%	20%		N/A	N/A	PE Support Officer has been appointed to take forward the PE Investment Action Plan.	N/A	N/A	N/A	N/A	Denise McKinnon


Performance Indicator	2011/12	2012/13						2013/14	2014/15	2015/16	2016/17	Assigned To
	Value	Value	Target	Status	Long Trend	Short Trend	Note	Target	Target	Target	Target	
Primary Attendance (%)	94.3%	94.9%	95.5%				Primary school attendance over session 2011/12 improved slightly on the previous year's figure, although the target figure was missed by 0.6%. The government has moved to biennial collection of this data so no comparison can be made nationally or with comparator authorities this year.	95.5%	95.5%	95.5%	95.5%	Mary Berrill
Secondary Attendance S1-S5 (%)	90%	91.4%	91%				Secondary school attendance over session 2011/12 improved by 1.4% on the previous year's figure and the target was exceeded by 0.4%. The government has moved to biennial collection of this data so no comparison can be made nationally or with comparator authorities this year.	91%	91%	91%	91%	Mary Berrill
Percentage of pupils referred to the Reporter to the Children's Panel	0.22%	0.14%	1%				The EEI procedure & ARC have reduced the referrals to SCRA dramatically.	1%	1%	1%	1%	Mary Berrill
Cases of exclusion per 1,000 school pupils	42	N/A	58				2012-13 data won't be available until December 2013. For the 2011-12 school session, figures show a reduction of 11 to 42 Cases of Exclusion per 1,000 pupils which is 19 below the target set of 61.	55	53	50	46	Mary Berrill





Action	Status	Progress	Due Date	Comment	Assigned To
Develop and implement strategies for literacy and numeracy taking account of the Scottish Survey for Literacy and Numeracy		<div><div>71%</div></div>	31-Mar-2014	A numeracy group set up with members from early years, primary, secondary and psychological service. A successful Numeracy conference was held 10th October 2012. Workshops included Financial Education, Numeracy across learning, outdoor education and interdisciplinary learning. It also provided a forum for the sharing of good practice. Feedback on the Scottish Survey of Literacy and Numeracy was provided at a focus meeting held at EDSU.	Mary Devine; Ronnie Thumath
Review and implement strategy for Health and Wellbeing as a responsibility for all		<div><div>38%</div></div>	30-Jun-2014	A Health and Wellbeing Strategy Group has been set up and met in December 2012 and January 2013. A revised Relationships, Sexual Health and Parenthood Education Strategy Policy has been produced and was distributed to schools in January 2013. The Health and Wellbeing Strategy is being brought before committee in May 2013. A revised Relationships, Sexual Health and Parenthood Education Strategy Policy has been produced with updated/revised resource material distributed to non denominational schools. A PE Investment Action Plan was completed and funding secured for a PE Support officer. This officer has now been appointed and will take forward the key tasks from the plan.	Shona Crawford; Denise McKinnon
Improve learning transitions across sectors by enhancing cluster activity		<div><div>66%</div></div>	30-Jun-2013	P7 pupil profiles have been further developed during session 2012-2013. Primary pupils will complete one of these about themselves and their achievements/attainments.	Mary Devine
Develop Senior Phase curriculum models to meet the needs of all learners		<div><div>66%</div></div>	30-Jun-2013	A consultation on the school week was carried out. Returns were analysed and presented to the Educational Services Committee on 7 November 2012. The committee agreed to implement a 32 period school week. A Senior Phase Conference was planned and took place on Monday, 19 November 2012. Policy statements for Broad General Education have been drafted and as at January 2013 are with head teachers for comment.	Laura Mason
Develop and implement arrangements for the New Qualifications		<div><div>33%</div></div>	31-Mar-2014	An SQA coordinators group has been established and meets regularly with new qualifications on the agenda. Schools are currently submitting requirements to SQA. This is likely to result in a need for additional staffing over the 2013-14 and 2014-15 school sessions.	David Fulton


Action	Status	Progress	Due Date	Comment	Assigned To
Improve learning, teaching and assessment through 'Sharing the Standard' (3-18)		<div><div></div><div>83%</div></div>	30-Jun-2013	The local sharing the standard resource is now integral to schools and centres improvement planning where it is being used to build the capacity of practitioners to assess progress across a variety of curriculum areas. Secondary school curricular departments and faculties are focusing on moderation of assessment and assessment techniques within the Broad General Education at Local authority level. Moderating these practices will encourage further professional dialogue which in turn will improve teaching and learning. Two national assessment resources that we are involved in developing are looking at the progression of teaching and learning within English and the assessment of larger groups across a secondary. During inservice/collegiate time this session, we have been building upon the professional learning from the past two sessions where all early years and primary sector colleagues have engaged in professional learning around Building the Curriculum 5 assessment and moderation. All probationers have had a full day workshop and secondaries are engaging in facilitated professional dialogue through their curriculum support networks. All secondary schools have been involved in CPD around profiling in particular the S3 profile. Training and support in all aspects of Assessment is for Learning is ongoing.	Susan Gray
Build Teacher Learning Communities in partnership with Tapestry		<div><div></div><div>15%</div></div>	31-Mar-2015	Dylan Wiliam Conference for all sectors took place in September 2012. Teacher Learning Communities (TLCs) have been established in all our secondary schools. Staff meet regularly to share practice and observe each other.	Mary Devine
Develop and implement Performance Review Development and Continuous Professional Development programmes in line with 'Teaching, Scotland's Future'		<div><div></div><div>66%</div></div>	31-Mar-2015	The first training courses in coaching skills for primary school head teachers started in January 2013. The first training courses in PRD for primary and secondary school staff also started in January 2013.	Margaret MacKay
Implement revised opportunities for young people across the arts and culture		<div><div></div><div>77%</div></div>	30-Jun-2013	Working with WDC Local History and Reference Librarians, the Learning Development Team has helped to develop a programme of free schools heritage visits in Dumbarton and Clydebank heritage centres. We have over the last few months liaised with popular Scottish artist JOLOMO and have secured the rights to host his Retrospective opening in June 2013. This retrospective will include 'An Audience With' the artist for an audience of school pupils. In addition a learning pack will be	Lindsey Fleming; Gill Graham





Action	Status	Progress	Due Date	Comment	Assigned To
				developed linking the exhibition to Curriculum for Excellence. The development of after school activities, the community arts programme and sustaining dance groups for boys and those with SEN and physical disabilities augment new early intervention work around pre-5 literacy and communication. This is supported by our work with volunteers, ensuring increased community capacity across all areas of work.	
Review the School Libraries Service in partnership with the Public Libraries Service		<div><div>20%</div></div>	30-Aug-2013	The Section Head for Libraries & Cultural Services along with the Senior Officer for Library Services had an initial meeting with and briefed secondary Head teachers in January 2013. Further meetings with HTs will follow as part of the consultation process. The consultation will take place involving school librarians, teachers, and pupils between February & April 2013.	Gill Graham
Develop and implement a sustainable and viable plan for the Outdoor Education Service which includes support for outdoor learning across the curriculum		<div><div>83%</div></div>	30-Jun-2013	The opportunity to bid for a small innovation grant was circulated to all schools and centres. 36 bids were successful. All of these bids are developing learning in the outdoors across the curriculum. There has been a Forest Education support group set up. 20 individuals undertook Level 3 Forest School training in March 2013 in partnership with Bridgewater College. 24 individuals are now embarking upon their level 3 forest school leader qualifications. There is an outdoor learning steering group and an outdoor learning experiential conference planned for April 2013 to support all sectors. Activities at the conference will include gathering stakeholders' views on outdoor learning.	Susan Gray; John Hamilton
Review parental Involvement Strategy to improve all aspects of work with parents		<div><div>50%</div></div>	30-Jun-2013	A parental strategy group has been established to review WDC guidance.	Margaret MacKay
Create a West Dunbartonshire Pre-5 Framework and strategy that will support the development and implementation of a coherent system for improvement and self-evaluation of all aspects of pre-5 and which will reflect the national agenda		<div><div>75%</div></div>	30-Jun-2013	Heads of Establishment self-evaluated against the framework in September 2012. Each of the 10 framework elements have a lead pre-5 head.	Mary Devine
Develop a highly skilled pre-5 workforce and continue to develop effective leadership in the service		<div><div>85%</div></div>	30-Jun-2013	HoC business and focus meetings take place every 4-6 weeks. Increased numbers of Partnership Nursery staff now have degrees. Current Heads either have or are doing a degree qualification. A Professional Review & Development (PRD) Steering Group has been established together with coaching and training. Specific meetings	Shona Crawford; Mary Devine




Action	Status	Progress	Due Date	Comment	Assigned To
				have taken place with pre-5 Heads to ensure that their Performance and Development Planning (PDP) matches the PRD in ethos and that Early Years Standards are taken into consideration. The number of staff gaining Professional Development Awards (PDAs) has increased.	
Continue to support parents and families through early intervention and health awareness	▶	<div><div>83%</div></div>	30-Jun-2013	We are continuing to share good practice in parenting strategies across centres and parental involvement is a priority in all establishments. Healthy eating is a feature in all pre-5 establishments and they have more Active Schools and Outdoor Learning involvement. The new Smile Project is underway with pilot establishments. The first of our pre-5 centres have had health accreditation visits and we are on target to roll these out as expected. 76% of local authority EE&CCs have had their entire staff group trained in the Solihull approach to parenting which is ahead of our planned target. 25% of our partnership nurseries have also had their staff group trained by Psychological Service staff.	Shona Crawford; Mary Devine
Improve the outcomes for children through a coherent approach to play and outdoor learning	▶	<div><div>66%</div></div>	30-Jun-2013	36 successful applications for innovation grants are developing learning in the outdoors across the curriculum.	Susan Gray
Organise and prepare Educational Services for the implementation of the new Children's Services legislation	▶	<div><div>33%</div></div>	30-Jun-2015	Activity to raise the awareness of key staff of the new duties on Educational Services from the Act has been carried out.	Mary Berrill
Develop and implement a strategy to support all schools and early year centres to embed GIRFEC practice and principles into the daily life of the school and wider community	▶	<div><div>20%</div></div>	31-Aug-2014	Some systems and processes have been streamlined to improve integration of services between agencies and this work will continue.	Mary Berrill
Implement the 'Rights Respecting Schools' programme more fully in all educational establishments	▶	<div><div>50%</div></div>	31-Dec-2013	The number of schools' involved with the Right's Respecting Schools programme has been increased.	Mary Berrill







Icon	Name
	Educational Services Objective 3: Improve Self Evaluation Processes and Systems


Action	Status	Progress	Due Date	Comment	Assigned To
Implement a service-wide data gathering system and timetable to inform improvement planning		<div><div>100%</div></div>	31-Mar-2013	Work is currently underway to assess good practice and has also been expanded to include methods employed in gathering evidence and other forms of data to support ongoing self evaluation. Education Service Planning days are now a regular part of the calendar for senior staff members.	Katherine Forbes; Derek McGlynn; Alan Munro
Establish working groups to prepare for Validated Self-Evaluation		<div><div>100%</div></div>	31-Mar-2013	Results of the Educational Services' stakeholder surveys have been analysed by the extended management team. This has informed direction of the Validated Self Evaluation (VSE) themes. VSE theme groups have been established and met on 25 March 2013. A separate report on VSE is being brought before the May 2013 committee.	Laura Mason
Organise and implement opportunities to share good practice across all services and establishments		<div><div>100%</div></div>	31-Mar-2013	Work on using exam result statistical analyses to identify consistently high achieving departments continues. Good practice identified is shared through Principal Teacher meetings. Curriculum Support Networks for each secondary subject have been established. The networks have had input on sharing the standard and planning is in place for work that will be developed for session 2013-14. Practitioner support groups for Outdoor Learning have been developed.	Mary Devine
Implement the Strategic Leadership Development Programme		<div><div>100%</div></div>	31-Mar-2013	A secondee to the post of Professional Learning and Leadership has been put in place and has prepared draft strategy. Dumbarton Academy and associated schools will roll out Phase 2. A Virtual Professional Learning Community has been established in Glow.	Laura Mason






Icon	Name
	Educational Services Objective 4: Implement ICT Strategy for learning with Technologies






Performance Indicator	2011/12	2012/13						2013/14	2014/15	2015/16	2016/17	Assigned To
	Value	Value	Target	Status	Long Trend	Short Trend	Note	Target	Target	Target	Target	
Pupil/computer ratio	N/A	3	4		N/A	N/A	The ratio is 1:6 in EE&CCs, 1:3 in Primary/Secondary Schools and 1:1 in Special Schools.	4	4	4	4	David Byars
CC6a: Library learning centre and learning access points: # users as a percentage of the resident population	11.19%	12.2%	10%				The annual target for 2012/13 was exceeded by 2.2% a significant increase again on figures for 2011/12 and 2012/13. As in 2011/12 demand for access to public PCs and in particular free internet access in library learning centres continues to grow. The network speed to Alexandria Library was significantly increased in early 2013 to support internet users. Library learning centres continue to attract new PC users across the library network. In 2012/13 we have enhanced the public PC provision and environments. Dedicated study and training spaces have been established in Clydebank & Dumbarton libraries. These 'Cyber Spaces' include whiteboards, PCs and laptops for further training and study areas, thereby supporting increased	10%	10%	10%	10%	Gill Graham






Performance Indicator	2011/12	2012/13						2013/14	2014/15	2015/16	2016/17	Assigned To
	Value	Value	Target	Status	Long Trend	Short Trend	Note	Target	Target	Target	Target	
							access to PCs and providing popular training facilities. Learning and Access staff continue to enhance training provision throughout the library network which has resulted in demand outstripping availability and additional classes provided.					
CC6b: Library learning centre and learning access points: # times that the terminals are used per 1,000 population	1,207	1,182	1,240				The figures this year are down marginally from 2011/12. This is as a direct result of the temporary closure of Alexandria Library for refurbishment from mid November 2012 to early January 2013. User levels in other branches remain static and it is estimated that without the essential closure of Alexandria Library there would have been a slight increase in stats compared to 2011/12 with about 1,210. 2012/13 figures fall slightly short of the target however the significantly improved network speed in Alexandria, a planned expansion of the services training programme, and a potential increase in customer pc usage relating to welfare reform should result in targets being met in 2013/14.	1,260	1,280	1,280	1,280	Gill Graham






Action	Status	Progress	Due Date	Comment	Assigned To
Agree and implement Educational Services (Draft) ICT Strategy			31-Mar-2013	A cross sector group has been established which meets every 3 weeks and makes decisions pertaining to the Council's investment in infrastructure.	Laura Mason
Secure budget to improve the ICT infrastructure			31-Mar-2013	A cross sector group has been established. This meets every 3 weeks and makes decisions pertaining to the Council's investment in infrastructure.	Laura Mason
Preparation of Educational Services for the implementation of GLOW Futures (2014)			31-Mar-2013	As of March 2013, all staff and pupils have access to the new version of GLOW Mail, using MS Office 365. Guidance notes have been issued to all schools for the attention of staff. A request has been made to once again be an 'early adopter' authority in the next phase of the rollout.	David Byars; Laura Mason




Icon	Name
	Educational Services Objective 5: Continue Regeneration of the Education Estate




Action	Status	Progress	Due Date	Comment	Assigned To
Update all condition, suitability and occupancy surveys		<div><div>100%</div></div>	31-Mar-2013	100% of school suitability, occupancy and condition surveys have been completed for the year. This is an ongoing annual process.	Terry Lanagan
Develop the revised 5-10 year strategic plan for schools' estate		<div><div>50%</div></div>	30-Jun-2013	A revised Schools Estate Management Plan (SEMP) has been completed and will be reviewed annually. A SEMP implementation plan is in the final stages of preparation. It requires further discussion with the Chief Executive and Council Leader.	Terry Lanagan
Identify funding sources		<div><div>100%</div></div>	31-Mar-2013	Scottish Futures Trust (SFT) funding for a new Our Lady and St Patrick's High School was awarded in September 2012. A combination of SFT and WDC Capital Programme funding has been secured for the Bellsmyre co-located schools and a new secondary sector building for Kilpatrick School.	Terry Lanagan
Develop the ongoing political engagement with elected members		<div><div>100%</div></div>	31-Mar-2013	CMT and Elected Member away day was held on 8th August 2012.	Terry Lanagan
Carry out statutory consultation where this is required		<div><div>100%</div></div>	31-Mar-2013	The statutory consultation required is dependant on Council decisions. No statutory consultation was required between April 2012 and March 2013.	Terry Lanagan

Action Status	
	Cancelled
	Overdue; Neglected
	Unassigned; Check Progress
	Not Started; In Progress; Assigned
	Completed

PI Status	
	Alert
	Warning
	OK
	Unknown
	Data Only

Risk Status	
	Alert
	High Risk
	Warning
	OK
	Unknown

Long Term Trends	
	Improving
	No Change
	Getting Worse

Short Term Trends	
	Improving
	No Change
	Getting Worse