



Sustainable Development Strategy

Generated on: 23 October 2008

| | Scorecard Name | Vision |
|----|----------------------------------|--------|
| Sc | Sustainable Development Strategy | |





| | Theme/Priority/Objective | Aims |
|----|--------------------------|------|
| Th | Built Environment | |


| | Theme/Priority/Objective | Aims |
|----|------------------------------------|------|
| Ob | C1.4 Regenerate the schools estate | |



| Icon | Status | Action Title | Progress Bar | Due Date | Assigned To | Latest Note | Milestone Description | Milestone Due Date | Milestone Complete | Milestone Note |
|---|---|--|----------------|------------|------------------------------|--|--|--------------------|--------------------|----------------|
|  |  | Implement Regeneration of the Schools Estate Plan and strategic plan for the regeneration of the remaining schools in the estate | <div>15%</div> | 31/12/2011 | Oliver Hannan; Derek McGlynn | There is significant progress in building the new schools. Handover of 3 secondaries (PPP) and 2 primaries (Traditional procurement) is due in summer 2009 and 1 primary (PPP) is due in October 2010. | Phase 2 of schools regeneration. Establishment of Member/Officer/Public working group. | 01/05/2008 | Yes | |
| | | | | | | | New Build Dumbarton Academy. Meeting with Cabinet Secretary to discuss possible funding. | 09/08/2008 | Yes | |
| | | | | | | | Phase 2 of schools regeneration. Development of consultation strategy. | 01/09/2008 | Yes | |
| | | | | | | | Phase 2 of schools regeneration. Commencement of public consultation. | 30/09/2008 | Yes | |
| | | | | | | | Non-PPP primary projects (Goldenhill & Bonhill). Tender re-issue. | 30/11/2008 | No | |
| | | | | | | | New Build Dumbarton Academy. Identification of appropriate site. | 31/12/2008 | No | |



| | | | | | | | | | |
|--|--|--|--|--|--|---|------------|----|--|
| | | | | | | Non-PPP primary projects (Goldenhill & Bonhill). Appointment of contractor. | 31/03/2009 | No | |
| | | | | | | Non-PPP primary projects (Goldenhill & Bonhill). Completion of designs. | 31/03/2009 | No | |
| | | | | | | New Build Dumbarton Academy. Development of funding package. | 01/06/2009 | No | |
| | | | | | | Non-PPP primary projects (Goldenhill & Bonhill). Commencement of construction. | 30/06/2009 | No | |
| | | | | | | Increase in school occupancy levels - 3 secondary schools included in the Public Private Partnership (PPP) project. | 01/08/2009 | No | |
| | | | | | | Phase 2 of schools regeneration. Completion of public consultation. | 31/08/2009 | No | |
| | | | | | | Phase 2 of schools regeneration. Report to council on Phase 2. | 31/10/2009 | No | |
| | | | | | | New Build Dumbarton Academy. Completion of designs. | 01/03/2010 | No | |
| | | | | | | Non-PPP primary projects (Goldenhill & Bonhill). Delivery of schools. | 01/08/2010 | No | |
| | | | | | | PPP project completion - 1 primary & 1 Early Education and Childcare Centre (EECC). | 01/10/2010 | No | |
| | | | | | | New Build Dumbarton Academy. Delivery of new school. | 31/12/2011 | No | |

| Icon | Status | PI Code & Short Name | Last Update | Current Value | Current Target | Short Term | Long Term | Latest Note |
|------|--------|--|-------------|---------------|----------------|------------|-----------|---|
| | | SCS1 EC1 Primary Schools Occupancy (composite) | 2007/8 | 58% | 57% | | | The weighted average figure used for this indicator is a guideline figure |


| | | | | | | | | |
|---|---|--|--------|-----|-----|---|---|---|
| | | | | | | | | used to allow us to make a comparison with the nationally available data. Although this figure has remained at the same level as last year, the <i>actual</i> primary occupancy rate has fallen to 56%. |
|  |  | SCS2 EC2 Secondary Schools Occupancy (composite) | 2007/8 | 67% | 70% |  |  | The improvement in school occupancy rates due to the closure of Braidfield High School at the end of June 06 has not been maintained as school rolls in West Dunbartonshire are continuing to decline. |



| | Theme/Priority/Objective | Aims |
|---|--|------|
|  | C1-11 Improve the quality of housing stock | |

| Icon | Status | Action Title | Progress Bar | Due Date | Assigned To | Latest Note | Milestone Description | Milestone Due Date | Milestone Complete | Milestone Note |
|---|---|--|--------------------------|------------|----------------|--|-----------------------|--------------------|--------------------|----------------|
|  |  | Provide capital investment in the housing stock to work toward the Scottish Housing Quality Standard | <div><div>5%</div></div> | 31/03/2009 | Jack Stevenson | On 27th February the Council approved in principle a three year capital programme of £51,326,000 | | | | |









| | | | | | | | | | |
|---|---|---|---------------------------|------------|----------------|---|------------|-----|--|
|  |  | Support the provision of new housing developments | <div><div>50%</div></div> | 31/03/2009 | Steve Marshall | Prepare Draft HLA- | 30/04/2008 | Yes | |
| | | | | | | Consult with Homes for Scotland on HLA- | 30/09/2008 | Yes | |
| | | | | | | Finalise HLA- | 30/11/2008 | No | |
| | | | | | | Publish Finalised HLA- | 30/11/2008 | No | |



| Icon | Status | PI Code & Short Name | Last Update | Current Value | Current Target | Short Term | Long Term | Latest Note |
|---|---|--|-------------|---------------|----------------|---|---|-------------|
|  |  | H/FP/007 No. of private houses constructed | | | |  |  | |

| | Theme/Priority/Objective | Aims |
|---|----------------------------------|------|
|  | C2.16 Reduce fuel poverty | |





| Icon | Status | Action Title | Progress Bar | Due Date | Assigned To | Latest Note | Milestone Description | Milestone Due Date | Milestone Complete | Milestone Note |
|---|---|---|---------------------------|------------|--------------------|-------------|--|--------------------|--------------------|---|
|  |  | Develop and oversee implementation of a new Anti Poverty Strategy linked to the GES | <div><div>44%</div></div> | 31/03/2009 | Valerie McIlhatton | | Liaise with Service Departments to identify issues to take to Cosla Anti poverty Officers working group | 13/06/2008 | Yes | Discussed Kinship carers, closure of post offices and fuel poverty |
| | | | | | | | Update Departments on progress of framework development | 29/08/2008 | Yes | Reports to CMT, Elected members, Council on Development of GES, held conference |
| | | | | | | | Interrogate current plans, policies, objectives, actions etc. for each department and select those which would fall under APS objectives and link these to Anti Poverty Strategy | 03/11/2008 | Yes | Anti Poverty Framework Draft produced. Final version to be launched early November. |


| | | | | | | | | | | |
|--|--|--|--|--|--|--|--|------------|-----|--|
| | | | | | | | Represent Council's interest on Cosla Anti Poverty Officers group | 21/12/2008 | Yes | Attending meetings of group |
| | | | | | | | Contribute to Development of Financial Inclusion Strategy | 22/03/2009 | No | Attend regular meetings and contribute where appropriate |
| | | | | | | | Contribute to Development of Corporate Debt Policy | 31/03/2009 | No | |
| | | | | | | | Create monitoring procedures | 31/03/2009 | No | |
| | | | | | | | Review Departments contribution to Anti Poverty Strategy and the GES | 31/03/2009 | No | |
| | | | | | | | Create Anti Poverty Scorecard | 31/03/2009 | No | |

| Icon | Status | PI Code & Short Name | Last Update | Current Value | Current Target | Short Term | Long Term | Latest Note |
|---|---|--|-------------|---------------|----------------|---|---|--|
|  |  | CP2.N1 Percentage of children (0-15) living in a household where the adult is of working age and receives IS/JSA (6) | 2005/6 | 29.1% | 25% |  |  | March 2006 Green Book P145 |
|  |  | CP2.N2 Percentage of the total population who are income-deprived (7a) | 2005/6 | 19.6% | 19.6% |  |  | Scottish Average 2006 13.9%, WD is 31/32 |









| | Theme/Priority/Objective | Aims |
|---|---|------|
|  | Ensure protection and enhancement of historic environment | |
|  | Promote energy efficiency and renewable energy | |


| Icon | Status | Action Title | Progress Bar | Due Date | Assigned To | Latest Note | Milestone Description | Milestone Due Date | Milestone Complete | Milestone Note |
|------|--------|--------------|--------------|----------|-------------|-------------|-----------------------|--------------------|--------------------|----------------|
|------|--------|--------------|--------------|----------|-------------|-------------|-----------------------|--------------------|--------------------|----------------|

| | | | | | | | | | | |
|---|---|---|----------------------------|------------|------------------|--|---|------------|-----|--|
|  |  | Coordinate participation in Local Authority Carbon Management Programme | <div><div></div></div> 33% | 31/03/2009 | Cheryl Gallacher | | Collate carbon baseline information | 30/09/2008 | Yes | |
| | | | | | | | Produce draft Strategy and Implementation Plan | 01/12/2008 | No | |
| | | | | | | | Submit Strategy and Implementation Plan to Carbon Trust | 31/03/2009 | No | |
|  |  | Produce Climate Change Declaration Action Plan | <div><div></div></div> 33% | 31/03/2009 | Cheryl Gallacher | | Produce progress report | 31/07/2008 | Yes | |
| | | | | | | | Produce consultative draft Action Plan | 31/10/2008 | No | |
| | | | | | | | Finalise, agree and publish Action Plan | 31/03/2009 | No | |





| | Theme/Priority/Objective | Aims |
|---|---|------|
|  | Review sustainability of existing and proposed office locations | |









| Icon | Status | Action Title | Progress Bar | Due Date | Assigned To | Latest Note | Milestone Description | Milestone Due Date | Milestone Complete | Milestone Note |
|---|---|------------------------------|----------------------------|------------|----------------|-------------|-----------------------|--------------------|--------------------|----------------|
|  |  | Update Asset Management Plan | <div><div></div></div> 25% | 31/03/2009 | Jack Stevenson | | | | | |





| Icon | Status | PI Code & Short Name | Last Update | Current Value | Current Target | Short Term | Long Term | Latest Note |
|---|---|---|-------------|---------------|----------------|---|---|-------------|
|  |  | SCM8a CM8a: Asset Management condition & suitability - satisfactory condition | 2007/8 | 92% | 77% |  |  | |
|  |  | SCM8b CM8b: Asset Management conditions & suitability: suitable for current use | 2007/8 | 80% | 60% |  |  | |


| | Theme/Priority/Objective | Aims |
|---|--------------------------|------|
|  | Food | |


| | Theme/Priority/Objective | Aims |
|----|----------------------------------|------|
| Ob | C2.08 Improve diet and nutrition | |


| Icon | Status | Action Title | Progress Bar | Due Date | Assigned To | Latest Note | Milestone Description | Milestone Due Date | Milestone Complete | Milestone Note |
|---|---|--|---------------------------|------------|-----------------|-------------|---|--------------------|--------------------|--|
|  |  | Provide Healthy Eating Options in Deprived Areas | <div><div>0%</div></div> | 31/03/2009 | Angela Campbell | | | | | |
|  |  | Maximise uptake of free school meals | <div><div>75%</div></div> | 31/03/2009 | Bob Davidson | | School Meals menus sent to all parents | 30/04/2008 | Yes | Parents are in receipt of school menus for forthcoming school term |
| | | | | | | | Introduction of new menu boards and pre-ordering systems | 24/09/2008 | Yes | New menu boards and pre-ordering meal system implemented in some schools |
| | | | | | | | Introducing pilot branding into two secondary school dining rooms | 24/09/2008 | Yes | Our Lady and St.Patrick's High and Clydebank High have new branding theme introduced |
| | | | | | | | Introduce 9 theme / competition days in all primary schools throughout the year | 30/03/2009 | No | |





| Icon | Status | PI Code & Short Name | Last Update | Current Value | Current Target | Short Term | Long Term | Latest Note |
|---|---|--|-------------|---------------|----------------|---|---|--|
|  |  | CP2.06 Percentage of Citizens Panel members who follow guidance of at least 5 portions of fruit/vegetables a day | 2006/7 | 26 | |  |  | November 2006 survey |
|  |  | CP2.12 Uptake of School Meals-Primary | 2007/8 | 76% | 48% |  |  | 2007 Survey. WDC is 10th equal in Scotland |

| | | | | | | | | |
|---|---|---|--------|-----|-----|---|---|--------------|
|  |  | CP2.13 Uptake of School Meals-Secondary | 2007/8 | 57% | 50% |  |  | 2007 Survey. |
|---|---|---|--------|-----|-----|---|---|--------------|









| | Theme/Priority/Objective | Aims |
|---|------------------------------|------|
|  | Promote buying local produce | |


| | Theme/Priority/Objective | Aims |
|---|--------------------------|------|
|  | Global Contribution | |



| | Theme/Priority/Objective | Aims |
|---|--|------|
|  | C4.02 Reduce greenhouse gas emissions from Council assets and operations | |

| Icon | Status | Action Title | Progress Bar | Due Date | Assigned To | Latest Note | Milestone Description | Milestone Due Date | Milestone Complete | Milestone Note |
|---|---|---|---------------------------|------------|------------------|-------------|---|--------------------|--------------------|----------------|
|  |  | Coordinate participation in Local Authority Carbon Management Programme | <div><div>33%</div></div> | 31/03/2009 | Cheryl Gallacher | | Collate carbon baseline information | 30/09/2008 | Yes | |
| | | | | | | | Produce draft Strategy and Implementation Plan | 01/12/2008 | No | |
| | | | | | | | Submit Strategy and Implementation Plan to Carbon Trust | 31/03/2009 | No | |
|  |  | Produce Climate Change Declaration Action Plan | <div><div>33%</div></div> | 31/03/2009 | Cheryl Gallacher | | Produce progress report | 31/07/2008 | Yes | |
| | | | | | | | Produce consultative draft Action Plan | 31/10/2008 | No | |
| | | | | | | | Finalise, agree and publish Action Plan | 31/03/2009 | No | |


| Icon | Status | PI Code & Short Name | Last Update | Current Value | Current Target | Short Term | Long Term | Latest Note |
|------|--------|----------------------|-------------|---------------|----------------|------------|-----------|-------------|
|------|--------|----------------------|-------------|---------------|----------------|------------|-----------|-------------|



| | | | | | | | | | |
|---|---|--|--|--------|-------|--|---|---|--|
|  |  | CP4.N3 Indicator TBD (% electricity used by Council from renewable sources?) | | | | |  |  | |
|  |  | CP4.08 Carbon Footprint (t/cap) | | 2006/7 | 10.91 | |  |  | |

| | Theme/Priority/Objective | Aims |
|---|--|------|
|  | Encourage community and business action to reduce greenhouse gas emissions | |

| Icon | Status | Action Title | Progress Bar | Due Date | Assigned To | Latest Note | Milestone Description | Milestone Due Date | Milestone Complete | Milestone Note |
|---|---|--|---------------------------|------------|------------------|-------------|---|--------------------|--------------------|----------------|
|  |  | Produce Climate Change Declaration Action Plan | <div><div>33%</div></div> | 31/03/2009 | Cheryl Gallacher | | Produce progress report | 31/07/2008 | Yes | |
| | | | | | | | Produce consultative draft Action Plan | 31/10/2008 | No | |
| | | | | | | | Finalise, agree and publish Action Plan | 31/03/2009 | No | |


| Icon | Status | PI Code & Short Name | Last Update | Current Value | Current Target | Short Term | Long Term | Latest Note |
|---|---|---------------------------------|-------------|---------------|----------------|---|---|-------------|
|  |  | CP4.08 Carbon Footprint (t/cap) | 2006/7 | 10.91 | |  |  | |


| | Theme/Priority/Objective | Aims |
|---|--|------|
|  | Reduce ecological footprint in West Dunbartonshire | |



| Icon | Status | Action Title | Progress Bar | Due Date | Assigned To | Latest Note | Milestone Description | Milestone Due Date | Milestone Complete | Milestone Note |
|---|---|------------------------------------|--------------------------|------------|------------------|---|--|--------------------|--------------------|----------------|
|  |  | Coordinate Local Footprint Project | <div><div>0%</div></div> | 31/03/2009 | Cheryl Gallacher | Delayed until 31 October - still developing | Set up Local Footprint assessment indicators | 29/08/2008 | No | |
| | | | | | | | Pilot Footprint Project in 3 schools | 31/10/2008 | No | |





| | | | | | | | | | | |
|--|--|--|--|--|--|------------------|--|--|--|--|
| | | | | | | some indicators. | | | | |
|--|--|--|--|--|--|------------------|--|--|--|--|









| Icon | Status | PI Code & Short Name | Last Update | Current Value | Current Target | Short Term | Long Term | Latest Note |
|---|---|---------------------------------------|-------------|---------------|----------------|---|---|-------------|
|  |  | CP4.N9 Ecological Footprint (gha/cap) | 2006/7 | 5.01 | |  |  | |


| | Theme/Priority/Objective | Aims |
|---|--|------|
|  | Learning about Sustainable Development | |



| | Theme/Priority/Objective | Aims |
|---|---|------|
|  | C4.04 Raise awareness of environmental issues | |

| Icon | Status | Action Title | Progress Bar | Due Date | Assigned To | Latest Note | Milestone Description | Milestone Due Date | Milestone Complete | Milestone Note |
|---|---|--|---------------------------|------------|------------------|---|-----------------------|--------------------|--------------------|----------------|
|  |  | Produce information to raise awareness of environmental issues | <div><div>50%</div></div> | 31/03/2009 | Cheryl Gallacher | 'Green Dream' month of promotion/ awareness raising on env. issues. leaflets, internet info, press releases, quiz, information stalls, climate change film screening, and other general promo activities. | | | | |

| | | | | | | | | | | |
|---|---|--|----------------------------|------------|---------------------------------|---|---|------------|-----|--|
|  |  | Implement and fast track the ECO schools programme | <div><div>100%</div></div> | 31/03/2009 | Oliver Hannan; Derek McGlynn | Exceeded target of Green Flags awarded. Target to be revised. | Increase in the number of Green Flag awards | 31/03/2009 | Yes | Three establishments achieved their first green flag award in the first quarter. One establishment received a second green flag. |
|  |  | Develop, promote and deliver public events including access to countryside | <div><div>100%</div></div> | 31/03/2009 | Steve Marshall | | | | | |


| Icon | Status | PI Code & Short Name | Last Update | Current Value | Current Target | Short Term | Long Term | Latest Note |
|---|---|---|-------------|---------------|----------------|---|---|---------------------|
|  |  | ED/QIT/001 Percentage of Primary and Secondary Schools achieving Eco-Schools Green Flag Award | 2006/7 | 5% | 5% |  |  | Eco-Schools Website |
|  |  | H4-09 Number of events developed, promoted and delivered to protect and enhance green and open spaces | | | |  |  | |


| | Theme/Priority/Objective | Aims |
|---|--|------|
|  | Increase the number of schools achieving Eco Schools bronze, silver and green flag awards | |



| Icon | Status | Action Title | Progress Bar | Due Date | Assigned To | Latest Note | Milestone Description | Milestone Due Date | Milestone Complete | Milestone Note |
|---|---|--|----------------------------|------------|---------------------------------|---|---|--------------------|--------------------|--|
|  |  | Implement and fast track the ECO schools programme | <div><div>100%</div></div> | 31/03/2009 | Oliver Hannan; Derek McGlynn | Exceeded target of Green Flags awarded. Target to be revised. | Increase in the number of Green Flag awards | 31/03/2009 | Yes | Three establishments achieved their first green flag award in the first quarter. One |

| | | | | | | | | | | |
|--|--|--|--|--|--|--|--|--|--|---|
| | | | | | | | | | | establishment received a second green flag. |
|--|--|--|--|--|--|--|--|--|--|---|

| Icon | Status | PI Code & Short Name | Last Update | Current Value | Current Target | Short Term | Long Term | Latest Note |
|---|---|---|-------------|---------------|----------------|---|---|---------------------|
|  |  | ED/QIT/001 Percentage of Primary and Secondary Schools achieving Eco-Schools Green Flag Award | 2006/7 | 5% | 5% |  |  | Eco-Schools Website |

| | Theme/Priority/Objective | Aims |
|---|--------------------------------|------|
|  | Natural Heritage and Resources | |

| | Theme/Priority/Objective | Aims |
|---|---|------|
|  | Ensure protection of our natural heritage | |

| Icon | Status | Action Title | Progress Bar | Due Date | Assigned To | Latest Note | Milestone Description | Milestone Due Date | Milestone Complete | Milestone Note |
|---|---|---|---------------------------|------------|----------------|-------------|---|--------------------|--------------------|---|
|  |  | Ensure that the adopted Local Plan or finalised Local plan has been prepared within the last five years and covers the total population | <div><div>66%</div></div> | 31/03/2009 | Steve Marshall | | Arrange Pre Inquiry Meeting | 31/08/2008 | Yes | Business meeting with Reporter held, adverts placed for PIM |
| | | | | | | | Prepare List of objections to be considered at PLI | 31/08/2008 | Yes | |
| | | | | | | | Agree whether oral or written reps objections for PLI | 30/09/2008 | Yes | |
| | | | | | | | Submit Written reps to Reporter | 17/10/2008 | No | |
| | | | | | | | Undertake PLI for West Dunbartonshire Local plan | 25/12/2008 | Yes | Pre Inquiry meeting due August 2008 |
| | | | | | | | Undertake PLI | 31/12/2008 | No | |

| Icon | Status | PI Code & Short Name | Last Update | Current Value | Current Target | Short Term | Long Term | Latest Note |
|------|--------|--|-------------|---------------|----------------|------------|-----------|-------------|
| | | SDS3 DS3: % of population covered by local plans adopted within the last 5 years | 2007/8 | 100% | 100% | | | |

| | Theme/Priority/Objective | Aims |
|--|--|------|
| | Halt loss of and increase biodiversity | |

| Icon | Status | Action Title | Progress Bar | Due Date | Assigned To | Latest Note | Milestone Description | Milestone Due Date | Milestone Complete | Milestone Note |
|------|--------|--|---------------------------|------------|----------------|-------------|--|--------------------|--------------------|----------------|
| | | Produce Local Biodiversity Action Plan | <div><div>75%</div></div> | 31/03/2009 | Gillian Telfer | | Create Dunbartonshire Biodiversity Partnership | 31/12/2007 | Yes | |
| | | | | | | | Produce Business & Operating report for Biodiversity Partnership for SNH | 01/04/2008 | Yes | |
| | | | | | | | Produce consultative draft to LBAP Biodiversity Partnership | 30/08/2008 | Yes | |
| | | | | | | | Draft LBAP to HEED committee | 31/03/2009 | No | |

| Icon | Status | PI Code & Short Name | Last Update | Current Value | Current Target | Short Term | Long Term | Latest Note |
|------|--------|---|-------------|---------------|----------------|------------|-----------|-------------|
| | | CP4.N2 Local biodiversity Indicator TBD | | | | | | |

| | Theme/Priority/Objective | Aims |
|--|--------------------------|------|
| | Sustainable Communities | |

| | Theme/Priority/Objective | Aims |
|--|--------------------------|------|
|--|--------------------------|------|

| | | |
|-----------|--|--|
| Ob | C2.15 Increase community volunteering and involvement | |
|-----------|--|--|

| Icon | Status | Action Title | Progress Bar | Due Date | Assigned To | Latest Note | Milestone Description | Milestone Due Date | Milestone Complete | Milestone Note |
|------|--------|--|----------------------------|------------|-------------|-------------|-------------------------------------|--------------------|--------------------|-----------------------------------|
| | | Implement guidance contained in the Joint Voluntary Policy | <div><div>75%</div></div> | 31/03/2009 | Anne Clegg | | Training/Awareness input to meeting | 03/07/2008 | Yes | |
| | | | | | | | Training/Awareness Session | 12/08/2008 | Yes | Sessions arranged July and August |
| | | | | | | | Training/Awareness Session | 15/08/2008 | Yes | |
| | | | | | | | Future Sessions | 31/03/2009 | No | |
| | | Organise and run Community Day | <div><div>100%</div></div> | 31/05/2008 | Anne Clegg | | | | | |

| Icon | Status | PI Code & Short Name | Last Update | Current Value | Current Target | Short Term | Long Term | Latest Note |
|------|--------|--|-------------|---------------|----------------|------------|-----------|-------------|
| | | CP3.S10 % of Citizens Panel members who have undertaken unpaid volunteer work in the last 3 months (CPI) | 2007/8 | 33 | 33 | | | |

| | Theme/Priority/Objective | Aims |
|-----------|---|------|
| Ob | C3.02 Reduce anti-social behaviour | |

| Icon | Status | Action Title | Progress Bar | Due Date | Assigned To | Latest Note | Milestone Description | Milestone Due Date | Milestone Complete | Milestone Note |
|------|--------|---|--------------------------|------------|--------------------------------|-------------|--------------------------------|--------------------|--------------------|----------------|
| | | Obtain residents views on success of tackling ASB | <div><div>0%</div></div> | 31/03/2009 | Andy Cameron; Janice Winder | | Set timetable for completion | | No | |
| | | | | | | | Review questions and structure | | No | |


| Icon | Status | PI Code & Short Name | Last Update | Current Value | Current Target | Short Term | Long Term | Latest Note |
|------|--------|----------------------|-------------|---------------|----------------|------------|-----------|-------------|
|------|--------|----------------------|-------------|---------------|----------------|------------|-----------|-------------|


| | | | | | | | | |
|--|--|--|--------|-----|-----|--|--|----------------------------------|
| | | CP3.02 No. of anti-social offences in West Dunbartonshire based on crime groups 4, 5, and 6 per 1,000 population | 2006/7 | 584 | 580 | | | 30/32 - Scottish Average 420 |
| | | CP3.08 Satisfaction with what local agencies are doing to tackle anti-social behaviour | 2005/6 | 54% | 54% | | | Scottish Household Survey |
| | | CP3.11 Percentage of Citizens Panel respondents who have personally witnessed and reported anti-social behaviour | 2006/7 | 24% | 25% | | | Citizens Panel survey March 2006 |





| | Theme/Priority/Objective | Aims |
|--|-----------------------------------|------|
| | C3.04 Reduce fear of crime | |








| Icon | Status | Action Title | Progress Bar | Due Date | Assigned To | Latest Note | Milestone Description | Milestone Due Date | Milestone Complete | Milestone Note |
|------|--------|---|--------------|------------|--------------|-------------|--|--------------------|--------------------|----------------|
| | | Ensure new build installation and conversion is white light | | 31/03/2009 | Jack McAulay | | New Lighting Albert/Boquhanron Place, Clydebank | | Yes | |
| | | | | | | | New lighting Ash Road Clydebank | | Yes | |
| | | | | | | | New lighting Hillend Cres, Clydebank | | Yes | |
| | | | | | | | New lighting Upper Smollet Street, Alex. | | Yes | |
| | | | | | | | New Lighting Upper Arthur Street, Alex | | Yes | |
| | | Introduce and maintain a quality lighting network | | 31/03/2009 | Jack McAulay | | Prepare schemes subject to budgetary constraints | | Yes | |
| | | | | | | | Instruct Contractor to install new lighting | | Yes | |
| | | | | | | | Monitor progress and undertake inspection of existing lighting network | | Yes | |
| | | | | | | | Report on statutory PI's | | Yes | |


| Icon | Status | PI Code & Short Name | Last Update | Current Value | Current Target | Short Term | Long Term | Latest Note |
|------|--------|----------------------|-------------|---------------|----------------|------------|-----------|-------------|
|------|--------|----------------------|-------------|---------------|----------------|------------|-----------|-------------|

| | | | | | | | | |
|---|---|---|--------|-----|-----|---|---|-----------------------|
|  |  | CP3.10 Percentage of residents stating that they do not feel safe in their neighbourhood after dark | 2006/7 | 50% | 50% |  |  | Survey September 2006 |
|  |  | H3-05 Percentage of street lights network as white light | | | |  |  | |



| | Theme/Priority/Objective | Aims |
|---|--|------|
|  | C6-02 Improve the effectiveness of community consultation and engagement activity | |

| Icon | Status | Action Title | Progress Bar | Due Date | Assigned To | Latest Note | Milestone Description | Milestone Due Date | Milestone Complete | Milestone Note |
|---|---|--|----------------------------|------------|-------------|-------------|---|--------------------|--------------------|----------------|
|  |  | Develop draft Community Engagement Strategy | <div><div>100%</div></div> | 31/03/2009 | Anne Clegg | | Report to Community Participation Committee | 23/04/2008 | Yes | |
|  |  | Support community involvement in Council and partnership engagement structures | <div><div>100%</div></div> | 31/03/2009 | Anne Clegg | | CPC meeting | 23/04/2008 | Yes | |
| | | | | | | | CPC meeting | 18/06/2008 | Yes | |
| | | | | | | | CPC meeting | 17/09/2008 | Yes | |


| Icon | Status | PI Code & Short Name | Last Update | Current Value | Current Target | Short Term | Long Term | Latest Note |
|---|---|--|-------------|---------------|----------------|---|---|-----------------------------|
|  |  | CED/PU/039 % of Citizens' Panel respondents who think the Council is good at listening to the needs of its residents | 2006/7 | 16% | 15% |  |  | |
|  |  | CED/PU/040 % of Citizens' Panel respondents who think the Council is good at communicating with its residents | 2007/8 | | |  |  | Question not asked in 07/08 |

| | Theme/Priority/Objective | Aims |
|---|--|------|
|  | Ensure adherence to sustainability policies in Local Plan | |

| Icon | Status | Action Title | Progress Bar | Due Date | Assigned To | Latest Note | Milestone Description | Milestone Due Date | Milestone Complete | Milestone Note |
|------|--------|--------------|--------------|----------|-------------|-------------|-----------------------|--------------------|--------------------|----------------|
|------|--------|--------------|--------------|----------|-------------|-------------|-----------------------|--------------------|--------------------|----------------|





| | | | | | | | | | |
|---|---|---|---------------------------|------------|----------------|---|------------|-----|---|
|  |  | Ensure that the adopted Local Plan or finalised Local plan has been prepared within the last five years and covers the total population | <div><div>66%</div></div> | 31/03/2009 | Steve Marshall | Arrange Pre Inquiry Meeting | 31/08/2008 | Yes | Business meeting with Reporter held, adverts placed for PIM |
| | | | | | | Prepare List of objections to be considered at PLI | 31/08/2008 | Yes | |
| | | | | | | Agree whether oral or written reps objections for PLI | 30/09/2008 | Yes | |
| | | | | | | Submit Written reps to Reporter | 17/10/2008 | No | |
| | | | | | | Undertake PLI for West Dunbartonshire Local plan | 25/12/2008 | Yes | Pre Inquiry meeting due August 2008 |
| | | | | | | Undertake PLI | 31/12/2008 | No | |


| Icon | Status | PI Code & Short Name | Last Update | Current Value | Current Target | Short Term | Long Term | Latest Note |
|---|---|--|-------------|---------------|----------------|---|---|-------------|
|  |  | SDS3 DS3: % of population covered by local plans adopted within the last 5 years | 2007/8 | 100% | 100% |  |  | |


| | Theme/Priority/Objective | Aims |
|---|-------------------------------|------|
|  | Promote environmental justice | |







| Icon | Status | Action Title | Progress Bar | Due Date | Assigned To | Latest Note | Milestone Description | Milestone Due Date | Milestone Complete | Milestone Note |
|---|---|------------------------------------|--------------------------|------------|-------------|-------------|-----------------------|--------------------|--------------------|----------------|
|  |  | Undertake estate audit inspections | <div><div>0%</div></div> | 31/03/2009 | Linda Hall | | | | | |

| Icon | Status | PI Code & Short Name | Last Update | Current Value | Current Target | Short Term | Long Term | Latest Note |
|---|---|---|-------------|---------------|----------------|---|---|-------------|
|  |  | H3-07 Percentage of estate audits completed within target timescale | | | |  |  | |

















| | | | | | | | | |
|---|---|---|--------|-----|-----|---|---|--|
|  |  | CP6.09 Percentage of Citizens Panel respondents who are very or mostly satisfied with their perception of overall quality of life | 2006/7 | 60% | 60% |  |  | |
|---|---|---|--------|-----|-----|---|---|--|


| | Theme/Priority/Objective | Aims |
|---|--------------------------|------|
|  | Transport & travel | |





| | Theme/Priority/Objective | Aims |
|---|--|------|
|  | C4-09 Promote sustainable travel choices | |

| Icon | Status | Action Title | Progress Bar | Due Date | Assigned To | Latest Note | Milestone Description | Milestone Due Date | Milestone Complete | Milestone Note |
|---|---|---|----------------------------|------------|--------------|-------------|---|--------------------|--------------------|----------------|
|  |  | Implement a Green Travel Plan for WDC staff | <div><div>100%</div></div> | 31/03/2009 | Jack McAulay | | Implement plan for Garshake and Roseberry | | Yes | |
|  |  | Introduce "Travelling Green" initiative to primary schools throughout West Dunbartonshire | <div><div>100%</div></div> | 31/03/2009 | Jack McAulay | | 26 schools | 31/03/2009 | Yes | |
|  |  | Promote the use of the cycle route from SECC to Balloch (NCR7) | <div><div>42%</div></div> | 31/03/2009 | Jack McAulay | | Prepare bids for joint funding through Sustrans | | Yes | |
| | | | | | | | Design schemes | | Yes | |
| | | | | | | | Instruct works | | Yes | |
| | | | | | | | Widen and surface NCR7 from Artizan to Howgate | | No | |
| | | | | | | | Replace 2 bridges | | No | |
| | | | | | | | Bowling Memorial Park - surface path | | No | |

| Icon | Status | PI Code & Short Name | Last Update | Current Value | Current Target | Short Term | Long Term | Latest Note |
|------|--------|----------------------|-------------|---------------|----------------|------------|-----------|-------------|
|------|--------|----------------------|-------------|---------------|----------------|------------|-----------|-------------|

| | | | | | | | | |
|---|---|---|--------|------|------|---|---|---|
|  |  | CP4.05 Percentage of WDC Employees travelling to work as a lone car driver | 2006/7 | 70% | 70% |  |  | Staff Travel-to-Work survey carried out in June 2006 (average of summer & winter results) |
|  |  | CP4.N7 Percentage of Adults driving a car to work | 2005/6 | 56% | 60% |  |  | |
|  |  | H4-13 Percentage increase in cyclists on route from SECC to Balloch (NCR7) | 2007/8 | 0.9% | 0.4% |  |  | |
|  |  | H4-12 Number of primary schools which have introduced the "Travelling Green" initiative | 2008/9 | 27 | 26 |  |  | |

| | Theme/Priority/Objective | Aims |
|---|---|------|
|  | Improve access to sustainable transport options | |

| Icon | Status | Action Title | Progress Bar | Due Date | Assigned To | Latest Note | Milestone Description | Milestone Due Date | Milestone Complete | Milestone Note |
|---|---|---|----------------------------|------------|--------------|-------------|---|--------------------|--------------------|----------------|
|  |  | Develop travel plans for major developments | <div><div>100%</div></div> | 31/03/2009 | Jack McAulay | | Review planning applications | | Yes | |
|  |  | Undertake walking audits | <div><div>83%</div></div> | 31/03/2009 | Jack McAulay | | Identify funding source | | Yes | |
| | | | | | | | Liaise with Disability Forum re priority for walking routes | | Yes | |
| | | | | | | | Obtain Committee approval | | Yes | |
| | | | | | | | Undertake audit | | Yes | |
| | | | | | | | Design and procure schemes | | Yes | |
| | | | | | | | Complete civil work | | No | |

| Icon | Status | PI Code & Short Name | Last Update | Current Value | Current Target | Short Term | Long Term | Latest Note |
|------|--------|----------------------|-------------|---------------|----------------|------------|-----------|-------------|
|------|--------|----------------------|-------------|---------------|----------------|------------|-----------|-------------|

| | | | | | | | | |
|--|--|---|--|--|--|--|--|--|
| | | H/RD/003 No. of new schemes delivered with SPT and adjoining authorities | | | | | | |
| | | H/RD/001 Number of travel plans operating by major employers in West Dunbartonshire | | | | | | |
| | | H4-10 Number of walking audits conducted each year | | | | | | |
| | | H4-11 Percentage of Citizen Panel respondents who consider that the quality of public transport has improved in the past year | | | | | | |


| | Theme/Priority/Objective | Aims |
|--|--------------------------|------|
| | Waste | |


| | Theme/Priority/Objective | Aims |
|--|---|------|
| | C4.07 Manage waste disposal in a more sustainable way | |


| Icon | Status | Action Title | Progress Bar | Due Date | Assigned To | Latest Note | Milestone Description | Milestone Due Date | Milestone Complete | Milestone Note |
|------|--------|---|---------------|------------|-----------------|-------------|-----------------------|--------------------|--------------------|----------------|
| | | Divert 16,000 tonnes of Municipal Solid Waste from landfill | <div>0%</div> | 31/03/2009 | Rodney Thornton | | | | | |





| Icon | Status | PI Code & Short Name | Last Update | Current Value | Current Target | Short Term | Long Term | Latest Note |
|------|--------|---|-------------|---------------|----------------|------------|-----------|-----------------------|
| | | CP4.01 Recycling rate | Q1 2007/8 | 34.7% | 33% | | | SEPA data Apr-June 07 |
| | | CP4.06 Tonnage of Biodegradable Waste disposed via Landfill (?by household) | | | | | | |









| | Theme/Priority/Objective | Aims |
|--|--------------------------|------|
|--|--------------------------|------|





| | | |
|---|--|--|
|  | Further promote waste minimisation measures/initiatives | |
|---|--|--|


| | Theme/Priority/Objective | Aims |
|---|---------------------------------|-------------|
|  | Well-Being | |







| | Theme/Priority/Objective | Aims |
|---|--|-------------|
|  | C2-14 Improve recreational opportunities and facilities | |

| Icon | Status | Action Title | Progress Bar | Due Date | Assigned To | Latest Note | Milestone Description | Milestone Due Date | Milestone Complete | Milestone Note |
|---|---|---|---------------------------|-----------------|--------------------|--|-----------------------------------|---------------------------|---------------------------|-----------------------|
|  |  | Develop ways to encourage citizens to become Passport to Leisure holders | <div><div>50%</div></div> | 31/03/2009 | Fiona McIntyre | 13,666 Passport to Leisure members = 15.5% | | | | |
|  |  | Survey members of the Citizens Panel on recreation opportunities and facilities | <div><div>50%</div></div> | 31/03/2009 | Fiona McIntyre | | finalise questions for the survey | | Yes | |
| | | | | | | | survey distributed | | Yes | |
| | | | | | | | results collated | | No | |
| | | | | | | | feedback analysed | | No | |

| Icon | Status | PI Code & Short Name | Last Update | Current Value | Current Target | Short Term | Long Term | Latest Note |
|---|---|---|--------------------|----------------------|-----------------------|---|---|---|
|  |  | H2-03 Percentage of Citizen's Panel members who consider that improvements to recreational opportunities and facilities | | | |  |  | |
|  |  | SCC1 CC1: Number of attendances per 1,000 population to all pools | 2007/8 | 4,205 | 4,077 |  |  | Original data (4172) amended to reflect the Statutory return. |

| | | | | | | | | |
|---|---|---|--------|-------|-------|---|---|--|
|  |  | SCC2 CC2: Number of attendances per 1,000 population for indoor sports and leisure facilities | 2007/8 | 3,667 | 4,154 |  |  | Original data (3638) amended to reflect the Statutory return |
|---|---|---|--------|-------|-------|---|---|--|

| | Theme/Priority/Objective | Aims |
|---|---|------|
|  | C4.01 Reduce the risk of flooding on non-agricultural land | |

| Icon | Status | Action Title | Progress Bar | Due Date | Assigned To | Latest Note | Milestone Description | Milestone Due Date | Milestone Complete | Milestone Note |
|---|---|--|---------------------------|------------|--------------|-------------|--|--------------------|--------------------|----------------|
|  |  | Inspect the condition of watercourses on a monthly basis | <div><div>75%</div></div> | 31/03/2009 | Jack McAulay | | Review and update list of watercourses to be checked | | Yes | |
| | | | | | | | Monitor progress on monthly basis | | Yes | |
| | | | | | | | Undertake remedial action as required | | Yes | |
| | | | | | | | report on progress | | No | |
|  |  | Respond to flood risk assessments within 20 working days | <div><div>75%</div></div> | 31/03/2009 | Jack McAulay | | Ensure procedures are applied to assess the requirement for flood risk assessments | | Yes | |
| | | | | | | | Advice Planning of need for FRA when appropriate | | Yes | |
| | | | | | | | Assess FRA | | Yes | |
| | | | | | | | Inform Planning of approval of FRA | | No | |
|  |  | Respond to proposed sustainable urban drainage scheme within 20 working days | <div><div>75%</div></div> | 31/03/2009 | Jack McAulay | | Examine all new applications for road drainage | | Yes | |
| | | | | | | | Advise Applicant of need for SUD's | | Yes | |
| | | | | | | | Assess design | | Yes | |
| | | | | | | | Approve design | | No | |

| Icon | Status | PI Code & Short Name | Last Update | Current Value | Current Target | Short Term | Long Term | Latest Note |
|------|--------|----------------------|-------------|---------------|----------------|------------|-----------|-------------|
|------|--------|----------------------|-------------|---------------|----------------|------------|-----------|-------------|

| | | | | | | | | |
|--|--|--|--------|--|-----|--|--|--|
| | | H4-01 Percentage of flood risk assessments responded to within 20 working days | 2011/2 | | 95% | | | |
| | | H4-02 Percentage of known watercourse screens inspected and cleared | | | | | | |







| | Theme/Priority/Objective | Aims |
|--|--|------|
| | C4.03 Improve street and open space cleanliness | |









| Icon | Status | Action Title | Progress Bar | Due Date | Assigned To | Latest Note | Milestone Description | Milestone Due Date | Milestone Complete | Milestone Note |
|------|--------|-------------------------------------|---------------------------|------------|---------------|-------------|-----------------------|--------------------|--------------------|----------------|
| | | Deliver the Litter Control Strategy | <div><div>25%</div></div> | 31/03/2009 | David McLeish | | | | | |


| Icon | Status | PI Code & Short Name | Last Update | Current Value | Current Target | Short Term | Long Term | Latest Note |
|------|--------|---|-------------|---------------|----------------|------------|-----------|-------------|
| | | SWM4 WM4: The cleanliness index achieved following inspection | 2007/8 | 73 | 74 | | | |
| | | H4-06 Number of reported incidents of dog fouling | 2008/9 | | 243 | | | |
| | | H4-07 Number of reported incidents of fly tipping | | | | | | |
| | | H4-08 Number of complaints about litter | | | | | | |



| | Theme/Priority/Objective | Aims |
|--|-------------------------------------|------|
| | C4.05 Reduce local pollution | |







| Icon | Status | Action Title | Progress Bar | Due Date | Assigned To | Latest Note | Milestone Description | Milestone Due Date | Milestone Complete | Milestone Note |
|------|--------|--------------|--------------|----------|-------------|-------------|-----------------------|--------------------|--------------------|----------------|
|------|--------|--------------|--------------|----------|-------------|-------------|-----------------------|--------------------|--------------------|----------------|

| | | | | | | | | | | |
|---|---|--|---------------|------------|----------------|--|--|--|--|--|
|  |  | Complete the Local Air Quality Progress Report. | <div>0%</div> | 31/05/2008 | John Stevenson | | | | | |
|  |  | Promote air quality awareness. | <div>0%</div> | 31/03/2009 | John Stevenson | | | | | |
|  |  | Undertake vehicle engine monitoring to reduce local air pollution and minimise harm to human health and the environment. | <div>0%</div> | 31/03/2009 | John Stevenson | | | | | |

| Icon | Status | PI Code & Short Name | Last Update | Current Value | Current Target | Short Term | Long Term | Latest Note |
|---|---|--|-------------|---------------|----------------|---|---|------------------|
|  |  | CS/EH/997 Air Quality-NO2 Concentration | 2004/5 | 13.8 | 13.8 |  |  | Data for 2002-04 |
|  |  | CS/EH/996 Air Quality-PM10 Concentration | 2004/5 | 12.2 | 12.2 |  |  | Data for 2002-04 |



| | Theme/Priority/Objective | Aims |
|---|--------------------------------------|------|
|  | C5.07 Improve skills for life | |













| Icon | Status | Action Title | Progress Bar | Due Date | Assigned To | Latest Note | Milestone Description | Milestone Due Date | Milestone Complete | Milestone Note |
|---|---|--|---------------|------------|---------------------------------|--|---|--------------------|--------------------|---|
|  |  | Develop and implement strategies to strengthen lifelong learning | <div>0%</div> | 31/03/2009 | Oliver Hannan; Derek McGlynn | Adult Literacies Learners end year total was 251 learners supported in literacy/ numeracy/ English for Speakers of Other Languages (ESOL). | Improve core skills of numeracy and literacy | 31/03/2009 | No | On track |
| | | | | | | | Increase opportunities for Financial Inclusion training | 31/03/2009 | No | CL&D will be part of a Financial Inclusion Group chaired by the Executive Director of Social Work and Health. |
| | | | | | | | Increased investment in award bearing programmes | 31/03/2009 | No | |

| | | | | | | | | | | |
|---|---|---|---------------------------|------------|---------------------------------|--|---|------------|-----|--|
|  |  | Develop community based programmes for all based on needs | <div><div>33%</div></div> | 31/03/2009 | Oliver Hannan; Derek McGlynn | 32 Community Groups supported a multi agency/ community partnership to initiate a 'Learning Community' to develop family learning opportunities in the Whitecrook area of Clydebank. | Increase opportunities for a range of family learning opportunities | 31/03/2009 | No | On track. |
| | | | | | | | Increase range of capacity building programmes | 31/03/2009 | Yes | Support and training for community groups has been provided. |
| | | | | | | | Support mechanisms in place to meet the needs of community action groups and intergenerational learning | 31/03/2009 | No | On track. |
|  |  | Develop strategies between school, home and the community | <div><div>0%</div></div> | 31/03/2009 | Oliver Hannan; Derek McGlynn | CLD staff are members of the Parental Involvement Strategy working Group. | Increase in the provision of flexible childcare arrangements | 31/03/2009 | No | |
| | | | | | | | Address the outcomes of the Parental Involvement Strategy | 31/03/2009 | No | On track |
| | | | | | | | Strategies are in place to involve parents in the education of their children | 31/03/2009 | No | On track |
|  |  | Support the Modern Apprenticeship, Skillseekers and New Deal programmes and other initiatives | <div><div>50%</div></div> | 31/03/2009 | Michael Gill; Gillian Scholes | | Recruit 25 to GRfW 25 ND 23 MA 6 Eng | 30/06/2008 | Yes | |
| | | | | | | | Recruit 25 to GRfW programme. Recruit 25 to New Deal ETF. Recruit 12 Admin Apprentices. Recruit 8 Construction Apprentices. Recruit 3 Amenity Horticultural Apprentices. Recruit 6 pre-apprentice engineers | 30/09/2008 | Yes | Achieved |
| | | | | | | | Recruit 25 to GRfW programme. Recruit 25 to New Deal ETF. Support 15 through CREATE initiative | 31/12/2008 | No | |
| | | | | | | | Recruit 20 to GRfW programme. Recruit 20 to New Deal ETF. Support 10 through CREATE initiative | 31/03/2009 | No | |





| Theme/Priority/Objective | Aims |
|--------------------------|------|
|--------------------------|------|

| | | |
|-----------|---|--|
| Ob | Improve access to and encourage greater use of greenspaces | |
|-----------|---|--|



| Icon | Status | Action Title | Progress Bar | Due Date | Assigned To | Latest Note | Milestone Description | Milestone Due Date | Milestone Complete | Milestone Note |
|---|---|--|----------------------------|------------|----------------|-------------|-----------------------|--------------------|--------------------|----------------|
|  |  | Develop, promote and deliver public events including access to countryside | <div><div>100%</div></div> | 31/03/2009 | Steve Marshall | | | | | |









| Icon | Status | PI Code & Short Name | Last Update | Current Value | Current Target | Short Term | Long Term | Latest Note |
|---|---|---|-------------|---------------|----------------|---|---|-------------|
|  |  | H4-09 Number of events developed, promoted and delivered to protect and enhance green and open spaces | | | |  |  | |
|  |  | H2-01 Number of km of footpath improved | | | |  |  | |
|  |  | H2-02 Number of m2 of open space improved | | | |  |  | |






| | Theme/Priority/Objective | Aims |
|-----------|---|------|
| Ob | Promote health improvement opportunities | |







| Icon | Status | Action Title | Progress Bar | Due Date | Assigned To | Latest Note | Milestone Description | Milestone Due Date | Milestone Complete | Milestone Note |
|---|---|---|---------------------------|------------|-------------|-------------|---|--------------------|--------------------|-----------------------------------|
|  |  | Contribute to reports on progress of Health Improvement Strategy Group for Community Planning Partnership Board | <div><div>0%</div></div> | 31/03/2009 | Bobby Jones | | Attend first meeting of HISG | 14/01/2009 | No | Awaiting reconvening of CP Groups |
|  |  | Gain Healthy Working Lives Silver Award | <div><div>30%</div></div> | 30/01/2009 | Bobby Jones | | Deliver one smoking prevention activity | 01/04/2008 | Yes | No smoking week delivered |




| | | | | | | | | | | |
|--|--|--|--|--|--|--|--|------------|-----|---|
| | | | | | | | Develop Statement of Intent for Physical Activity | 30/06/2008 | Yes | |
| | | | | | | | Develop Statement of Intent for Health Eating | 30/06/2008 | Yes | |
| | | | | | | | Co-ordinate circulation of information about Healthy Eating to staff | 19/12/2008 | No | |
| | | | | | | | Co-ordinate resource pack to support breastfeeding | 19/12/2008 | No | |
| | | | | | | | Ensure HWL elements feature in Policy on Alcohol and Drugs | 19/12/2008 | Yes | |
| | | | | | | | Attend all policy development meetings (Alcohol and Drugs Policy) | 19/12/2008 | No | |
| | | | | | | | Co-ordinate circulation of information re Physical Activity to staff | 19/12/2008 | No | |
| | | | | | | | Co-ordinate development of maps for walking routes | 19/12/2008 | No | |
| | | | | | | | Organise 9 steering group meetings | 19/12/2008 | No | |
| | | | | | | | Develop training for link officers | 19/12/2008 | No | |
| | | | | | | | Promote one healthy eating event | 19/12/2008 | No | |
| | | | | | | | Promote one physical activity event | 19/12/2008 | No | |
| | | | | | | | Develop an Action Plan for HWL | 19/12/2008 | No | |
| | | | | | | | Keep intranet updated with relevant health information | 19/12/2008 | No | |
| | | | | | | | Assist Leisure in promotion | 19/12/2008 | No | |
| | | | | | | | Collate evidence with H&S about avoiding accidents in the workplace | 19/12/2008 | Yes | |
| | | | | | | | Collate evidence with Personnel regarding staff attendance | 19/12/2008 | Yes | |
| | | | | | | | Co-ordinate mental health activity for HWL | 19/12/2008 | Yes | Coordinate with new stress steering group |
| | | | | | | | Ensure HWL elements feature in Policy on Smoking | 19/12/2008 | Yes | |


| | | | | | | | | | | |
|---|---|---|---------------|------------|---------------------------------|--|---|------------|----|---|
|  |  | Implement the characteristics of health promoting schools | <div>0%</div> | 31/03/2009 | Oliver Hannan; Derek McGlynn | All schools have Health Promoting School status. | Increase in the number of schools with health promotion gold status | 31/03/2009 | No | The next step for schools is to achieve Gold Status in the award. |
|---|---|---|---------------|------------|---------------------------------|--|---|------------|----|---|


| Icon | Status | PI Code & Short Name | Last Update | Current Value | Current Target | Short Term | Long Term | Latest Note |
|---|---|--|-------------|---------------|----------------|---|---|--|
|  |  | CP2.S02a Healthy-Life Expectancy in 15% most deprived areas in West Dunbartonshire: Male | 2007/8 | 55.9 | 55.9 |  |  | Target relates to moving out of the bottom deprivation quintile (as per baseline data) |
|  |  | CP2.S02b Healthy-Life Expectancy in 15% most deprived areas in West Dunbartonshire: Female | 2007/8 | 61.6 | 63.8 |  |  | Target relates to moving out of the bottom deprivation quintile (as per baseline data) |





| Action Status | |
|---|---|
|  | Completed |
|  | Assigned; In Progress |
|  | Unassigned; Check Progress; Not Started |
|  | Overdue |
|  | Cancelled |

| PI Status | | Long Term Trends | | Short Term Trends | |
|---|--|---|---|---|--|
|  | This PI is significantly below target. |  | The value of this PI has improved in the long term. |  | The value of this PI has improved in the short term. |
|  | This PI is slightly below target. |  | The value of this PI has worsened in the long term. |  | The value of this PI has worsened in the short term. |

| | |
|---|-------------------------------|
|  | This PI is on target. |
|  | This PI cannot be calculated. |
|  | This PI is a data-only PI. |

| | |
|---|--|
|  | The value of this PI has not changed in the long term. |
|---|--|

| | |
|---|---|
|  | The value of this PI has not changed in the short term. |
|---|---|

| Risk Status | |
|---|---------|
|  | OK |
|  | Warning |
|  | Alert |
|  | Unknown |