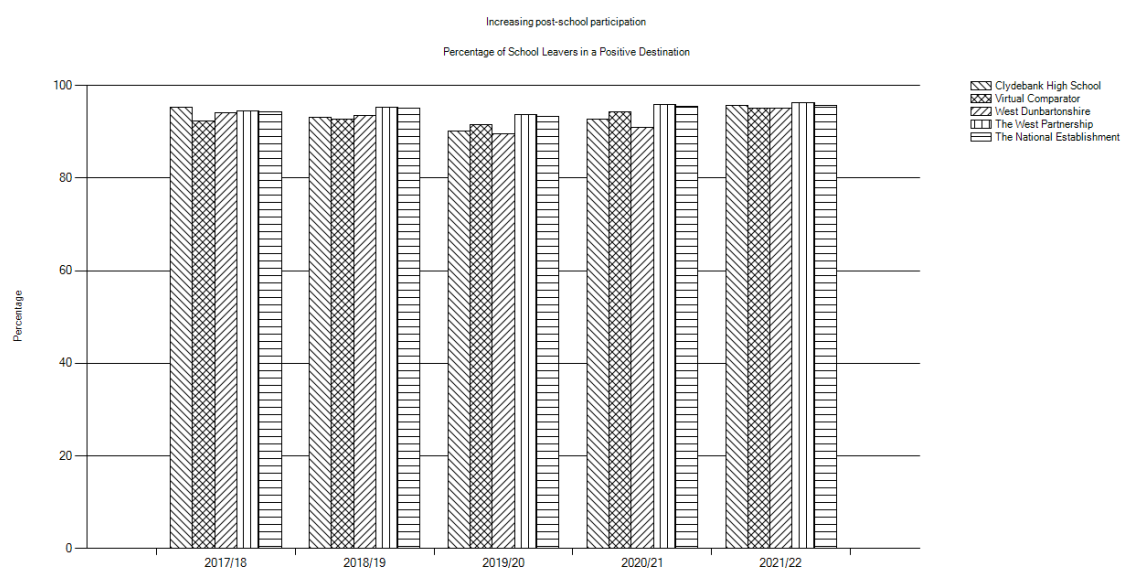
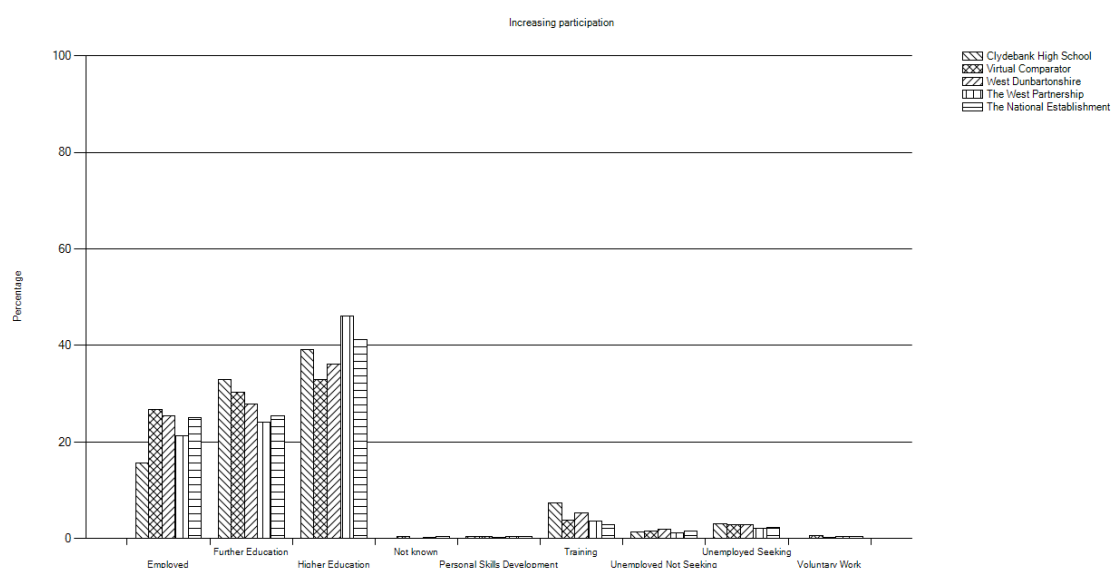


Appendix 1: School Leaver Destinations

Clydebank High School



	2017/18	2018/19	2019/20	2020/21	2021/22
Clydebank High School	95.32%	93.17%	90.1%	92.67%	95.65%
Virtual Comparator	91.4%	93.37%	91.72%	93.98%	95.04%
West Partnership	94.44%	95.22%	93.66%	95.84%	96.27%
National	94.4%	95.05%	93.36%	95.48%	95.74%

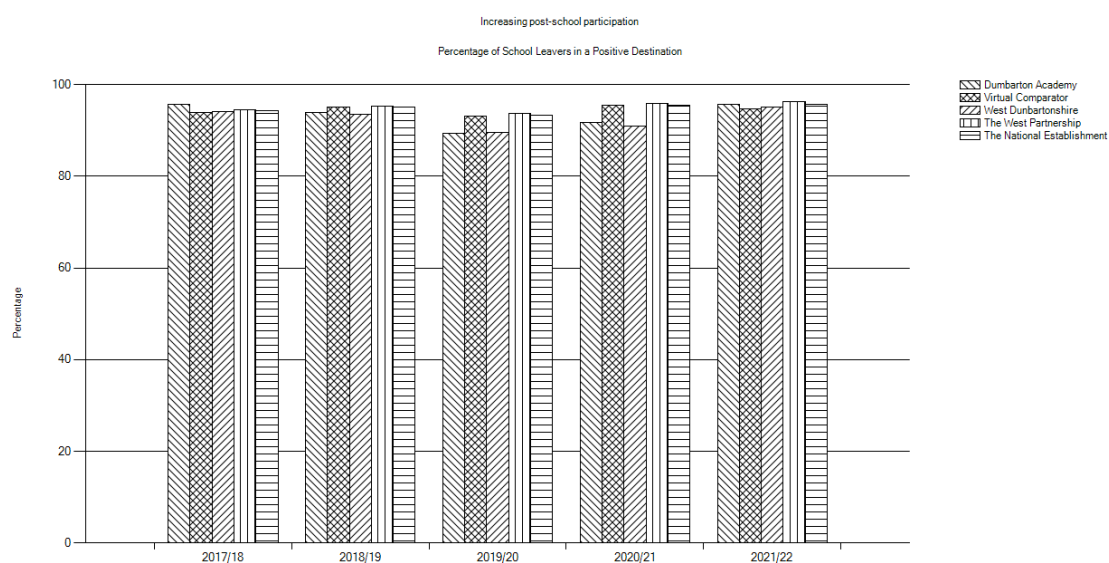


	Employment	Further Education	Higher Education	Not known	Personal Skills Development	Training	Unemployed not seeking	Unemployed seeking	Voluntary work
Clydebank High School	15.65%	33.04%	39.13%	0%	0.43%	7.39%	1.30%	3.04%	0%
Virtual Comparator	26.83%	30.26%	33.00%	0.48%	0.48%	3.87%	1.52%	2.96%	0.61%
WDC	25.38%	27.93%	36.19%	0%	0.10%	5.40%	2.04%	2.85%	0.10%
West Partnership	21.30%	24.18%	46.13%	0.34%	0.53%	3.73%	1.18%	2.21%	0.40%
National	25.11%	25.45%	41.27%	0.40%	0.51%	2.92%	1.54%	2.32%	0.47%

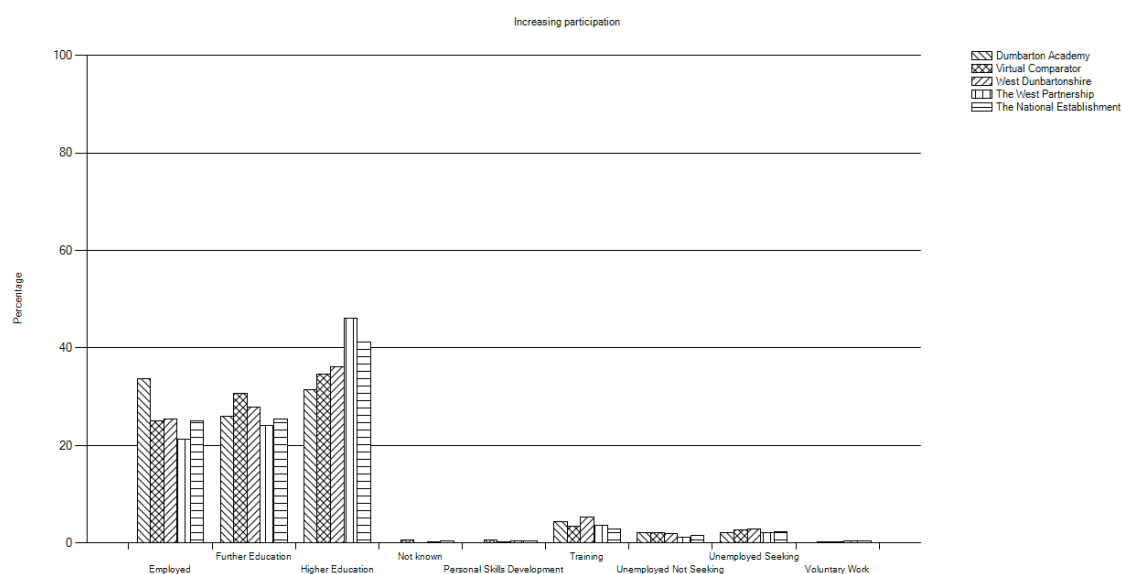
When compared with 2020/21, Clydebank High School have seen:

- Employment – a decrease of 3.72 percentage points
- Further Education – an increase of 5.81 percentage points
- Higher Education – a decrease of 2.23 percentage points
- Training – an increase of 2.68 percentage points
- Unemployed not seeking – an increase of 0.25 percentage points
- Unemployed seeking – a decrease of 3.24 percentage points

Dumbarton Academy



	2017/18	2018/19	2019/20	2020/21	2021/22
Dumbarton Academy	95.7%	93.91%	89.41%	91.67%	95.65%
Virtual Comparator	95.27%	94.87%	93.76%	94.85%	94.67%
West Partnership	94.44%	95.22%	93.66%	95.84%	96.27%
National	94.4%	95.05%	93.36%	95.48%	95.74%

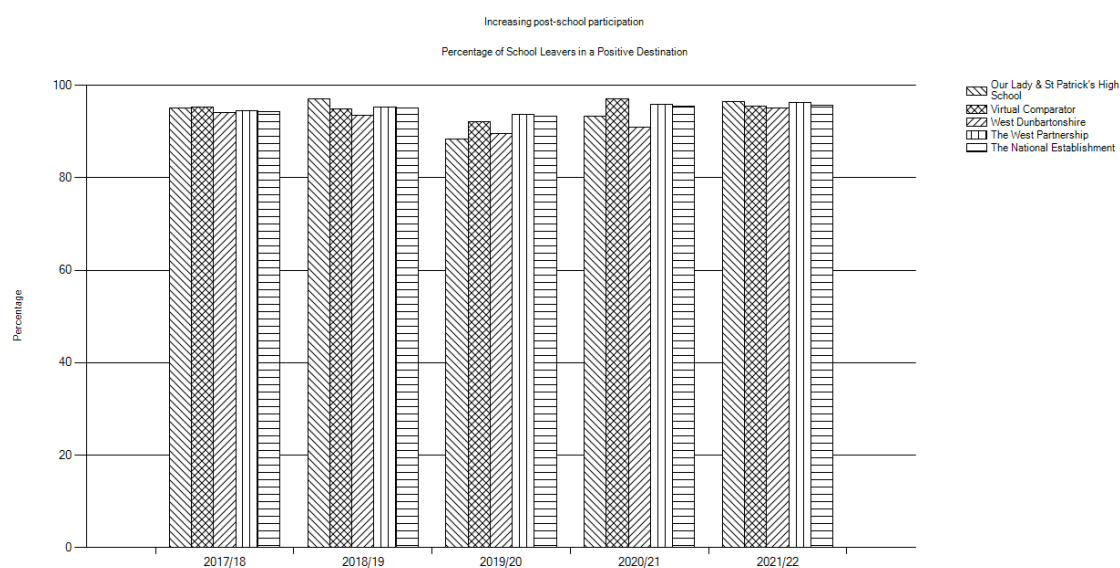


	Employment	Further Education	Higher Education	Not Known	Personal Skills Development	Training	Unemployed not seeking	Unemployed seeking	Voluntary work
Dumbarton Academy	33.70%	26.09%	31.52%	0%	0%	4.35%	2.17%	2.17%	0%
Virtual Comparator	25.11%	30.76%	34.67%	0.54%	0.54%	3.37%	2.17%	2.61%	0.22%
WDC	25.38%	27.93%	36.19%	0%	0.10%	5.40%	2.04%	2.85%	0.10%
West Partnership	21.30%	24.18%	46.13%	0.34%	0.53%	3.73%	1.18%	2.21%	0.40%
National	25.11%	25.45%	41.27%	0.40%	0.51%	2.92%	1.54%	2.32%	0.47%

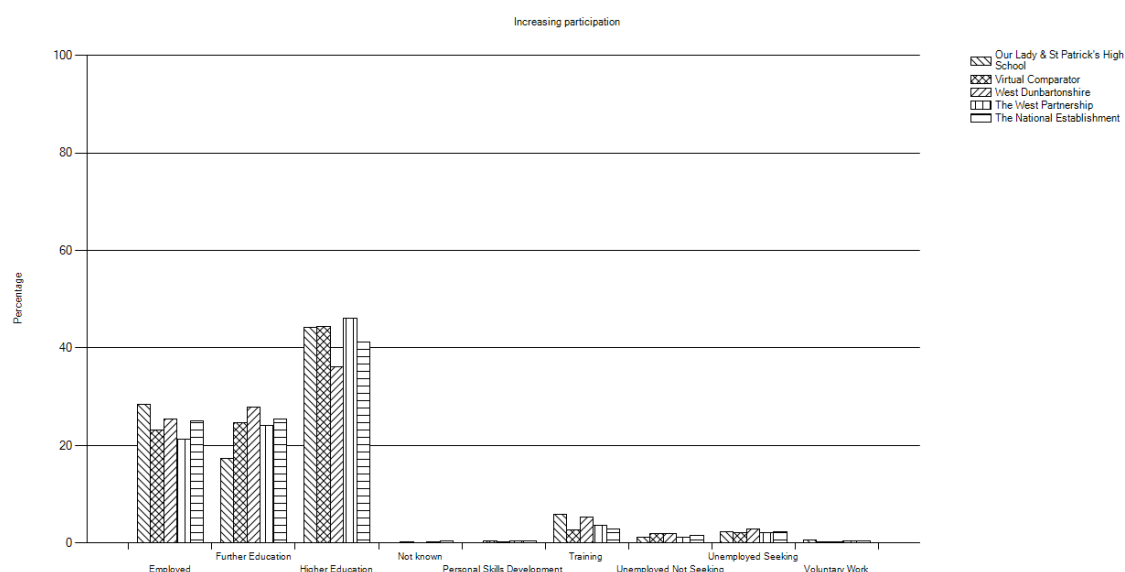
When compared with 2020/21, Dumbarton Academy have seen:

- Employment – an increase of 7.94 percentage points
- Further Education – an increase of 2.61 percentage points
- Higher Education – a decrease of 4.84 percentage points
- Training – a decrease of 0.95 percentage points
- Unemployed not seeking – a decrease of 1.62 percentage points
- Unemployed seeking – a decrease of 2.38 percentage points

Our Lady and St. Patrick's High School



	2017/18	2018/19	2019/20	2020/21	2021/22
Our Lady & St. Patrick's HS	95.07%	97.16%	88.41%	93.33%	96.51%
Virtual Comparator	94.58%	95.6%	92.44%	96.55%	95.52%
West Partnership	94.44%	95.22%	93.66%	95.84%	96.27%
National	94.4%	95.05%	93.36%	95.48%	95.74%

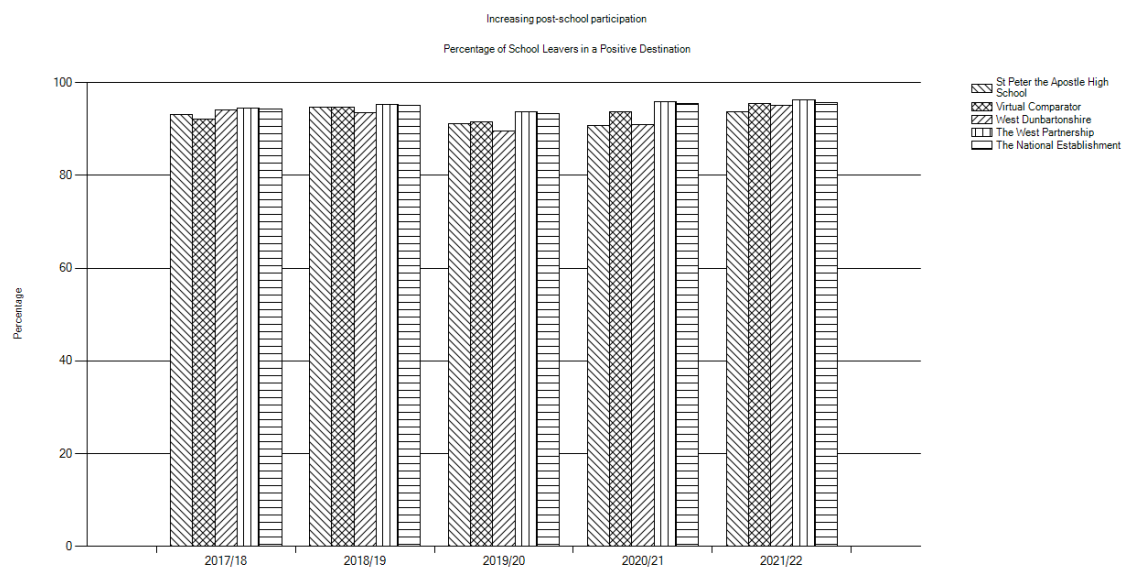


	Employment	Further Education	Higher Education	Not Known	Personal Skills Development	Training	Unemployed not seeking	Unemployed seeking	Voluntary work
Our Lady & St. Patrick's HS	28.49%	17.44%	44.19%	0%	0%	5.81%	1.16%	2.33%	0.58%
Virtual Comparator	23.20%	24.65%	44.36%	0.35%	0.41%	2.73%	1.98%	2.15%	0.17%
WDC	25.38%	27.93%	36.19%	0%	0.10%	5.40%	2.04%	2.85%	0.10%
West Partnership	21.30%	24.18%	46.13%	0.34%	0.53%	3.73%	1.18%	2.21%	0.40%
National	25.11%	25.45%	41.27%	0.40%	0.51%	2.92%	1.54%	2.32%	0.47%

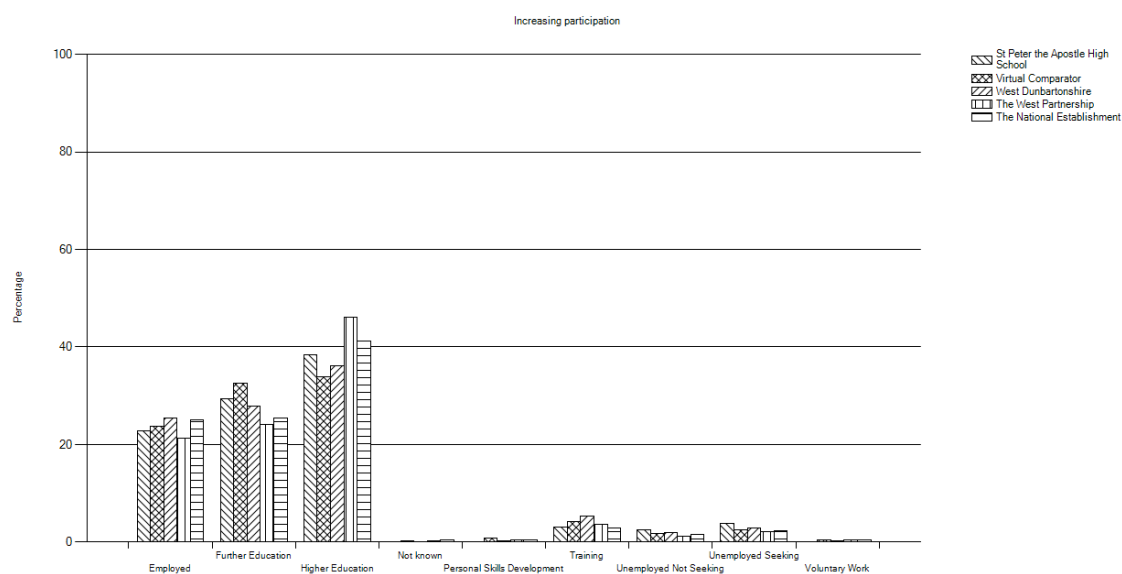
When compared with 2020/21, Our Lady & St. Patrick's High School have seen:

- Employment – a decrease of 4.84 percentage points
- Further Education – an increase of 4.11 percentage points
- Higher Education – an increase of 0.55 percentage points
- Training – an increase of 2.78 percentage points
- Unemployed not seeking – a decrease of 3.08 percentage points
- Unemployed seeking – an increase of 0.11 percentage points

St. Peter the Apostle High School



	2017/18	2018/19	2019/20	2020/21	2021/22
St. Peter the Apostle HS	93.19%	94.69%	91.14%	90.76%	93.71%
Virtual Comparator	93.28%	94.65%	92.92%	94.54%	95.45%
West Partnership	94.44%	95.22%	93.66%	95.84%	96.27%
National	94.4%	95.05%	93.36%	95.48%	95.74%

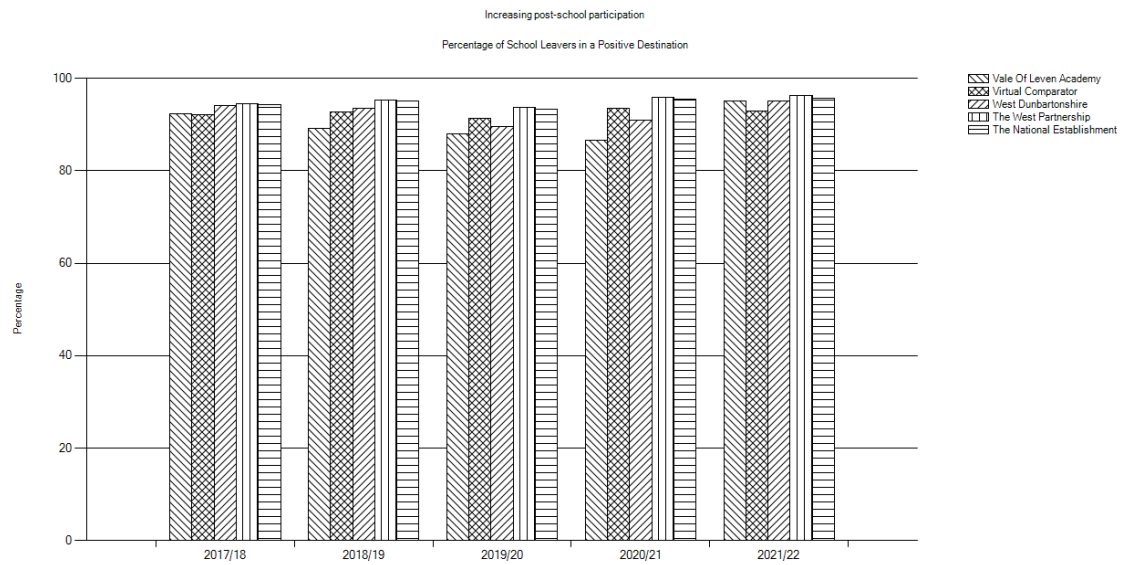


	Employment	Further Education	Higher Education	Not Known	Personal Skills Development	Training	Unemployed not seeking	Unemployed seeking	Voluntary work
St. Peter the Apostle HS	22.73%	29.37%	38.46%	0%	0%	3.15%	2.45%	3.85%	0%
Virtual Comparator	23.78%	32.48%	33.81%	0.31%	0.73%	4.20%	1.68%	2.55%	0.45%
WDC	25.38%	27.93%	36.19%	0%	0.10%	5.40%	2.04%	2.85%	0.10%
West Partnership	21.30%	24.18%	46.13%	0.34%	0.53%	3.73%	1.18%	2.21%	0.40%
National	25.11%	25.45%	41.27%	0.40%	0.51%	2.92%	1.54%	2.32%	0.47%

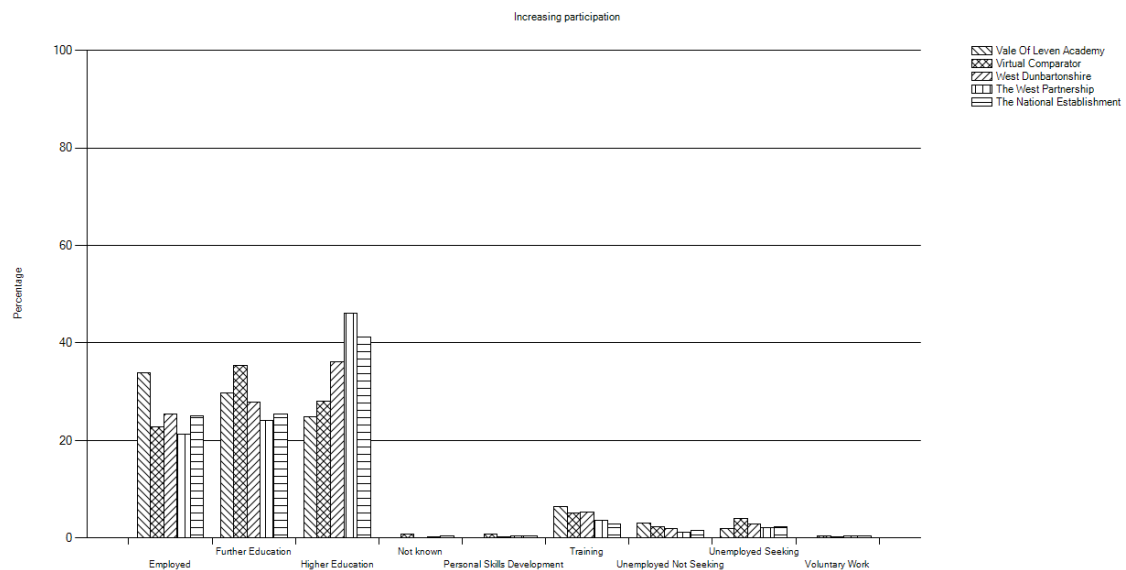
When compared with 2020/21, St Peter the Apostle High School have seen:

- Employment – an increase of 3.05 percentage points
- Further Education – an increase of 2.86 percentage points
- Higher Education – a decrease of 4.51 percentage points
- Training – an increase of 1.54 percentage points
- Unemployed not seeking – a decrease of 0.76 percentage points
- Unemployed seeking – a decrease of 2.17 percentage points

Vale of Leven Academy



	2017/18	2018/19	2019/20	2020/21	2021/22
Vale of Leven Academy	92.39%	89.1%	87.97%	86.71%	95.02%
Virtual Comparator	93.1%	93.08%	90.63%	95.03%	92.99%
West Partnership	94.44%	95.22%	93.66%	95.84%	96.27%
National	94.4%	95.05%	93.36%	95.48%	95.74%



	Employment	Further Education	Higher Education	Not Known	Personal Skills Development	Training	Unemployed not seeking	Unemployed seeking	Voluntary work
Vale of Leven Academy	33.83%	29.85%	24.88%	0%	0%	6.47%	2.99%	1.99%	0%
Virtual Comparator	22.75%	35.42%	28.16%	0.75%	0.90%	5.22%	2.29%	3.98%	0.50%
WDC	25.38%	27.93%	36.19%	0%	0.10%	5.40%	2.04%	2.85%	0.10%
West Partnership	21.30%	24.18%	46.13%	0.34%	0.53%	3.73%	1.18%	2.21%	0.40%
National	25.11%	25.45%	41.27%	0.40%	0.51%	2.92%	1.54%	2.32%	0.47%

When compared with 2020/21, Vale of Leven Academy have seen:

- Employment – an increase of 6.08 percentage points
- Further Education – an increase of 10.2 percentage points
- Higher Education – a decrease of 10.96 percentage points
- Training – an increase of 3 percentage points
- Unemployed not seeking – a decrease of 1.06 percentage points
- Unemployed seeking – a decrease of 7.26 percentage points